

**CLOUD COUNTY
COMMUNITY COLLEGE**
Concordia, Kansas

Independent Auditors' Report and
Financial Statements with
Supplementary Information

For the Year Ended June 30, 2020

CLOUD COUNTY COMMUNITY COLLEGE
Concordia, Kansas

TABLE OF CONTENTS

		<u>PAGE NUMBER</u>
Management’s Discussion and Analysis		i - viii
Independent Auditors' Report		1-3
FINANCIALS STATEMENTS:		
Statement of Position		4
Statement of Revenues, Expenses, and Changes in Net Position		5
Statement of Cash Flows		6-7
Notes to Financial Statements		8-30
REQUIRED SUPPLEMENTARY INFORMATION:		
Schedule of Funding Progress	<u>SCHEDULE NUMBER</u>	31
SUPPLEMENTARY INFORMATION:		
Combining Schedule of Net Position – Primary Institution.....	2	32-37
Combining Schedule of Revenues, Expenses, and Changes in Net Position – Primary Institution.....	3	38-43
Schedule of Revenues, Expenditures, and Changes in Unencumbered Cash - Budget and Actual (Regulatory Basis): All Budgeted Funds - Current Funds – Unrestricted		
General Fund	4	44-45
Post Secondary Technical Education Fund	5	46
Adult Education Fund	6	47
Adult Supplementary Education Fund	7	48
Auxiliary Enterprise Funds	8	49-50
Revenue Bonds Fund.....	9	51
Capital Outlay Fund	10	52

CLOUD COUNTY COMMUNITY COLLEGE
Concordia, Kansas

TABLE OF CONTENTS

(Continued)

	<u>SCHEDULE NUMBER</u>	<u>PAGE NUMBER</u>
Schedule of Changes in Assets and Liabilities – All Agency Funds – Primary Institution.....	11	53
Auditor Information Sheet		54-55
Schedule of Expenditures of Federal Awards.....	12	56-57
Independent Auditors’ Report on Internal Control over Financial Reporting and on Compliance and Other Matters Based on an Audit of Financial Statements Performed in Accordance with <i>Government Auditing Standards</i>		58-59
Independent Auditors’ Report on Compliance for Each Major Program and on Internal Control Over Compliance Required by the Uniform Guidance		60-61
Schedule of Findings and Questioned Costs	13	62
Summary of Resolutions of Prior Year’s Audit Findings and Questioned Costs	14	63

Management's Discussion and Analysis

Introduction:

The following discussion and analysis of the financial performance and activity of Cloud County Community College (the College) is to provide an introduction to and an understanding of the basic financial statements of the College for the year ended June 30, 2020 with selected comparative information for the year ended June 30, 2019. This discussion focuses on the current activities, resulting changes, and currently known facts. This discussion should be read in conjunction with the College's basic financial statements and the footnotes to those financial statements. The College is solely responsible for the completeness of this information. A separate audit is issued for the Cloud County Community College Foundation and is available for review at 2221 Campus Drive, Concordia, Kansas.

Using the Annual Report:

The audit is conducted in accordance with auditing standards applicable to financial audits contained in Government Auditing standards, specifically GASB 34/35, issued by the Comptroller of the United States. The purpose of GASB 34/35 is to make the financial statement presentation of public entities more closely resemble or emulate that of non-public for-profit enterprises. The hope is that it will "enhance the understandability of the general purpose external financial reports." To that end the annual financial report will include basic financial statements and required supplementary information.

Basic financial statements are comprised of two parts:

1. Basic Financial Statements – These include Statement of Net Position; Statement of Revenues, Expenses, and Changes in Net Position; Statement of Cash Flows. These statements present the results on a single measurement focus and basis of accounting.
2. The Notes to the Basic Financial Statements are an integral and essential portion of the financial statements.

Required Supplementary Information:

Management's Discussion and Analysis (M D & A) - This is information that is required by standards to be presented, but is not part of the basic financial statements.

Highlights to the Financial Statements:

Cloud County Community College completed a solid performance for fiscal year ended June 30, 2020 despite the challenges brought about by the COVID-19 pandemic. At year end, the College's total assets exceeded its liabilities by \$16,849,036 as compared to \$15,753,262 in 2019. Of this amount, \$9,196,476 is classified as unrestricted net position as compared to \$7,881,067 in 2019. The unrestricted net position may be used to meet the College's ongoing obligations and increased by \$1,315,410 in fiscal year 2020. The increase in the unrestricted net position is from a combination of an increase in Cash and Cash Equivalents, Pension Deferred Outflows and also a decrease in Noncurrent Liabilities such as Capital Lease Payable. The College did have a decrease in credit hour enrollment in 2020 but had increases in Federal Grants and Contracts. The State of Kansas Operating Grant funding increased in 2020 by \$66,073. County appropriations increased because of an increased assessed valuation; the mill levy remained flat. This amounted to an increase of \$57,391.

Statement of Net Position

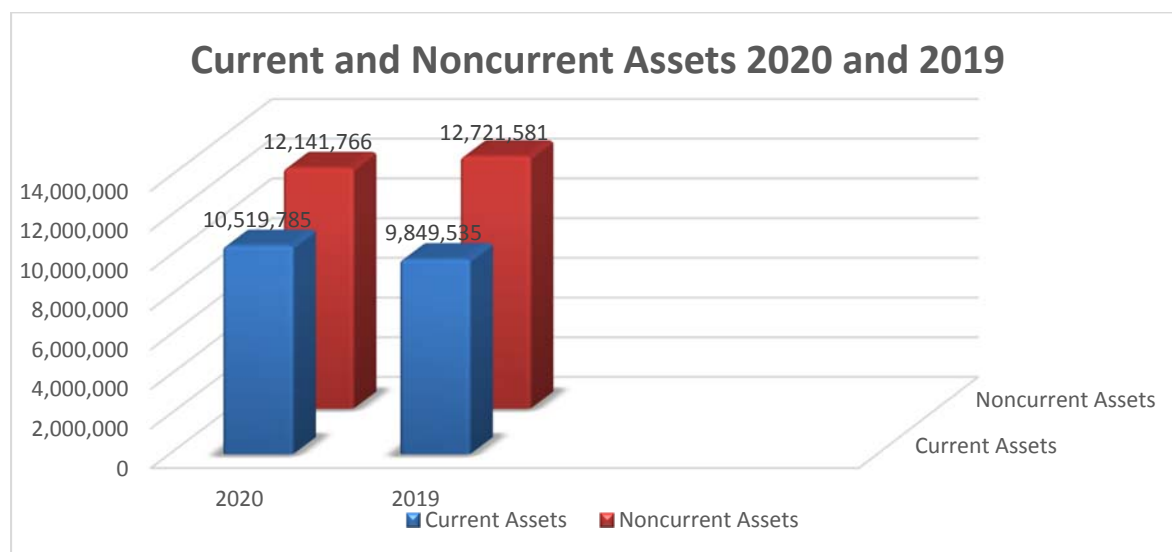
The Statement of Net Position presents the assets, deferred outflows of resources, liabilities, deferred inflows of resources, and net position of the College at June 30, 2020. The purpose of the Statements of Net Position is to present the financial condition of the College. The Statement of Net Position presents end of year data concerning Assets (current and noncurrent), Deferred Outflows, Liabilities (current and noncurrent), Deferred Inflows, and Net Position (Assets and Deferred Outflows minus Liabilities and Deferred Inflows).

The assets and liabilities are categorized between current and noncurrent. The difference is that current assets and current liabilities become receivable or payable within the normal 12-month accounting cycle, whereas noncurrent assets and liabilities become receivable or payable after 12 months.

Comparison of Assets – Fiscal Year 2020 to 2019

	2019	% Total 2019	2020	% Total 2020
Current Assets	\$ 9,849,535	43.64%	\$ 10,519,785	46.42%
Non-Current Assets	\$ 12,721,581	56.36%	\$ 12,141,766	53.58%
Total Assets	\$ 22,571,116	100.00%	\$ 22,661,551	100.00%
Deferred Outflows	\$ 11,332		\$ 590,574	

The College’s current assets consist primarily of cash, accounts receivables and inventories; while noncurrent assets consist mainly of capital assets. The College’s current assets in 2020 were \$10,5419,785 compared to \$9,849,535. This reflects an increase in current assets from 2019 to 2020 of \$670,250 of which \$540,589 was due to the increase of cash as noted in the cash flows statement. Noncurrent assets decreased from \$12,721,581 to \$12,141,766 due to depreciation expense. Total breakdown of assets between current and noncurrent classifications follows:



Of the \$22,661,551 in total assets, approximately 46% are in current assets. Noncurrent assets represent 54% of total assets. Total assets increased by \$90,435 in 2020.

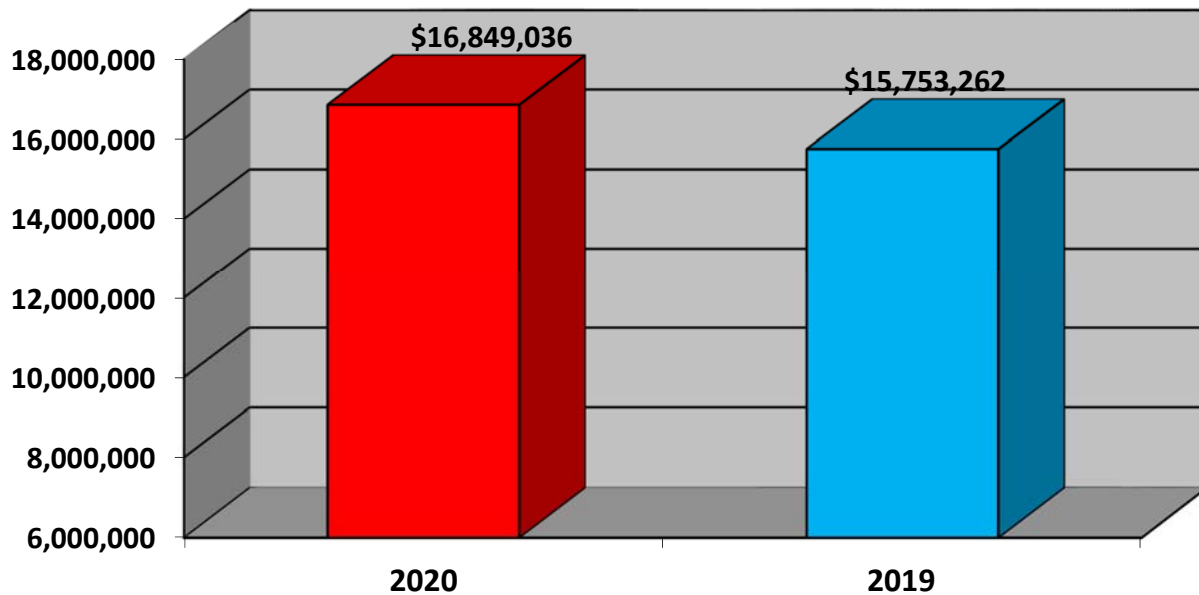
Comparison of Liabilities – Fiscal Year 2020 to 2019

	2019	% Total 2019	2020	% Total 2020
Current Liabilities	\$ 1,339,888	19.90%	\$ 1,404,549	22.58%
Non-Current Liabilities	\$ 5,392,722	80.10%	\$ 4,815,348	77.42%
Total Liabilities	\$ 6,732,610	100.00%	\$ 6,219,897	100.00%
Deferred Inflows	\$ 96,576		\$ 183,192	

The liabilities are categorized between current and noncurrent. For example, the College's current liabilities consist primarily of accounts payable, accrued liabilities, and deferred revenue. Current liabilities increased by \$64,661 in 2020 largely due to the increase in the current portion of the 2017 certification of Participation 2021 principal increase of \$180,000. The noncurrent liabilities portion is due to the OPEB Obligations and Capital Lease Payable. The 2010 revenue bond that served the purpose of providing funding to build the Thunder Heights Residence life facility was converted to Certifications of Participation in June 2017. This refunding was undertaken to take advantage of the historically low interest rates on public financing instruments. The length of the obligation and other terms did not change however, the interest rates which were previously between 2.5% and 5.125% were lowered to 2.45%. The Capital Lease Payable also includes the lease/purchase agreement for the purchase and installation of equipment for the complete replacement of the existing HVAC system with a Geo-Thermal HVAC system and the purchase of a 2012 MCI J4500 passenger bus and a 2015 K40 Krystal Coach 36 passenger bus. The total noncurrent liabilities of the College decreased \$512,713 or 10.64% for 2020 when compared to 2019. The current ratio of current assets to current liabilities still remains high at 7.5 to 1.

Net Position for 2020 Compared to 2019

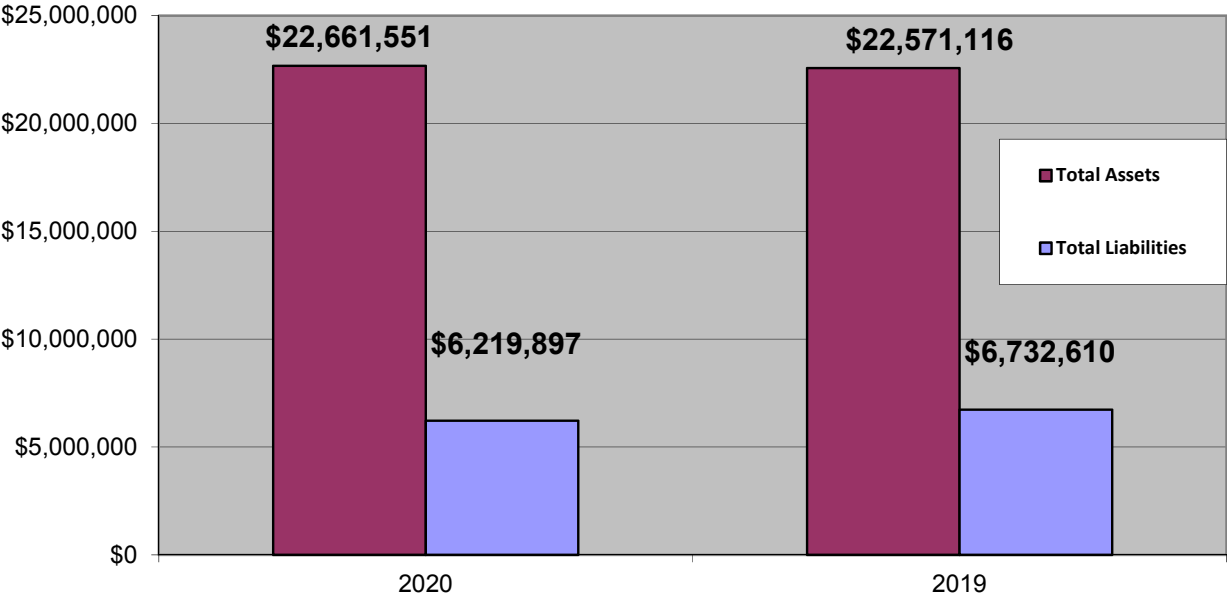
Net Position is presented in three major categories. The first is invested in capital assets, net of related debt, which represents the College's equity in its property, plant, and equipment. The second is restricted and the third is unrestricted. Net position increased during the current fiscal year from \$15,753,262 to \$16,849,036 for a total increase of \$1,094,774.



Comparison of Assets to Liabilities

In 2020 total assets increased by \$90,435 while total liabilities decreased by \$512,713. This represents a .43% increase in total assets compared to a 7.62% decrease in total liabilities.

2020 & 2019 Assets and Liabilities



Deferred Inflows and Outflows of Resources

Deferred Inflows and Deferred Outflows of Resources is defined as resources not currently recognized as revenue or expense. The figure reported is based upon the most recent actuarial study, in accordance with Government Accounting Standards Board No. 75 (GASB 75). GASB 75 titled “Accounting and Financial Reporting for Postemployment Benefits Other Than Pensions” replaces GASB 45 effective for fiscal years beginning after June 15, 2017.

The Pension Related Deferred Outflows increased \$579,242 from 2019 to a total of \$590,574 and the Pension Related Deferred Inflows increase by \$86,616 from 2018 to a total of \$183,192 . The increase is the result of a decrease in the discount rate from 3.0% to 2.6% and differences between expected and actual experience.

Statements of Revenues, Expenses, and Changes in Net Position

The combined statement of revenues, expenses, and changes in net position presents the College’s financial results for the fiscal year ending June 30, 2020. The statements include the College’s revenue and expenses, both operating and non-operating.

Operating revenues and expenses are those for which the College directly exchanges goods and services. Non-operating revenues and expenses are those that exclude specific goods and services. Examples of non-operating revenues would be Cloud County property tax revenue and Kansas state aid; whereby local and state taxpayers do not directly receive goods and services from the College.

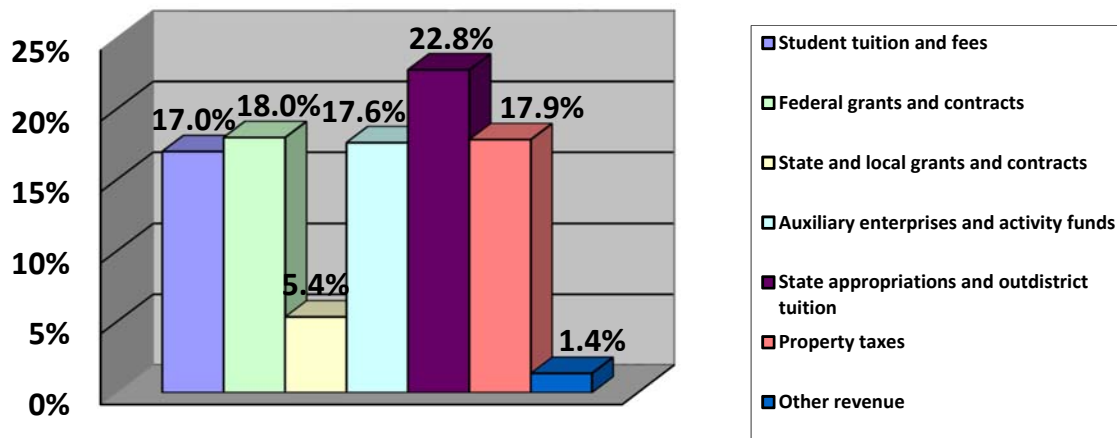
Revenue

Components and sources of revenue:

Cloud County Community College receives revenue from five major sources. They are: The State of Kansas; Federal Government; students, in the form of tuition and fees; local taxpayers, by way of property taxes; and through business style auxiliary enterprises. These sources are relatively stable year after year as a percentage of the total.

	2020	% Total 2020	2019	% Total 2020
Student tuition and fees	\$3,270,155	16.80%	\$3,317,399	18.45%
Federal grants and contracts	\$3,494,884	17.95%	\$2,900,387	16.13%
State and local grants and contracts	\$1,043,365	5.36%	\$865,804	4.81%
Auxiliary enterprises and activity funds	\$3,464,673	17.80%	\$2,753,438	15.31%
State appropriations	\$4,434,405	22.78%	\$4,251,101	23.64%
Property taxes	\$3,474,869	17.85%	\$3,241,157	18.02%
Other revenue	\$286,765	1.47%	\$654,813	3.64%

2020 Total Revenue Sources by Percentage

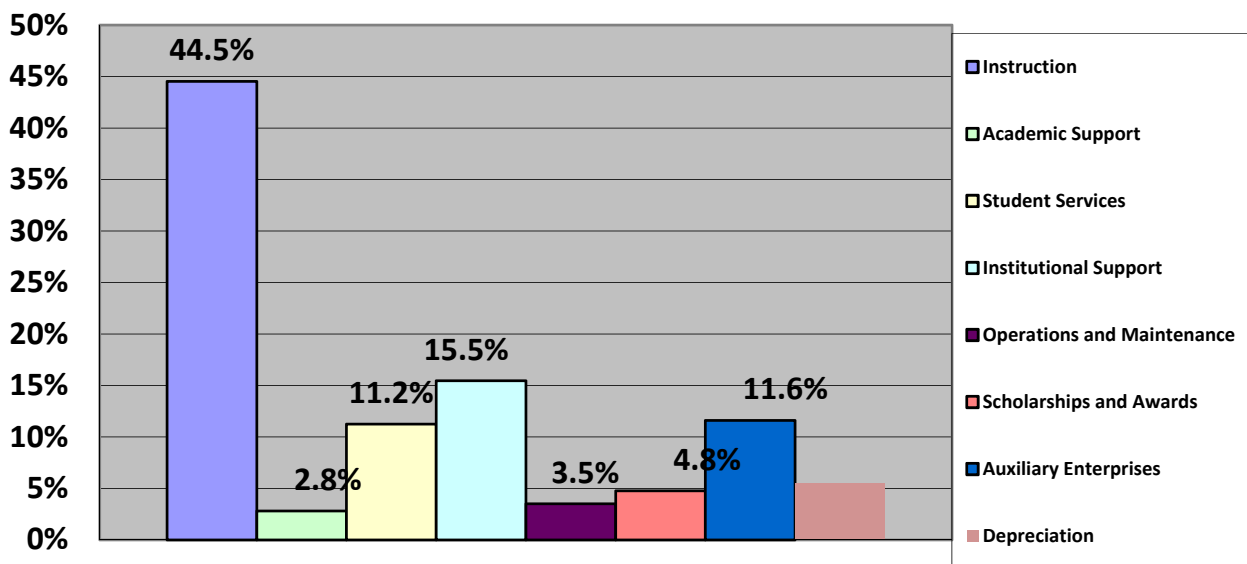


Expenditures

The College incurs nine types of expenses including Instruction, Academic Support, Student Services, Institutional Support, Operations and Maintenance, Scholarships and Awards, Auxiliary Enterprises, Depreciation, and Debt Services. These expenses are relatively stable year over year as a percentage of the total. The following chart shows expenses by function for 2020 and 2019 and expenses by percentage:

	2020	% Total 2020	2019	% Total 2019
Instruction	\$8,167,088	44.50%	\$7,641,386	42.91%
Academic Support	\$517,004	2.82%	\$530,906	2.98%
Student Services	\$2,064,468	11.25%	\$1,947,308	10.94%
Institutional Services	\$2,839,105	15.47%	\$2,496,289	14.02%
Operations and Maintenance	\$643,813	3.51%	\$717,523	4.03%
Scholarships and Grants	\$874,584	4.77%	\$511,913	2.87%
Auxiliary Enterprises	\$2,130,002	11.61%	\$2,885,610	16.21%
Depreciation	\$1,003,296	5.47%	\$956,018	5.37%
Debt Service	113,206	0.62%	119,611	0.67%
Total	18,352,566	100.00%	17,806,564	100.00%

2020 Total Expense by Percentage

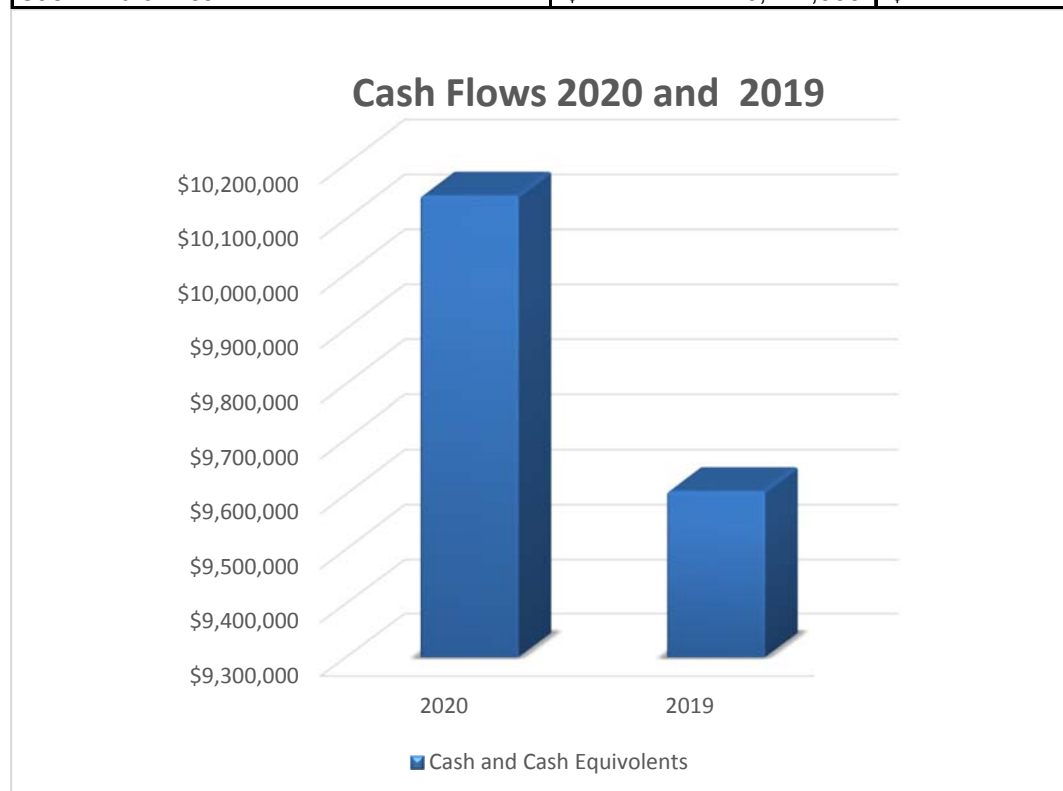


Statement of Cash Flows

The statement of cash flows presents detailed information about the cash activity of the College during the year. It helps assess the College's ability to generate net cash flows and to meet its obligations as they come due. The first section deals with operating cash flows and shows the net cash used by the operating activities of the College. The second section reflects cash flows from noncapital financing activities. This section reflects the cash received and spent for non-operating, non-investing, and noncapital financing purposes. The third section reflects the cash flows from capital and related financing activities. This sections deals with the cash used for the acquisition and construction of capital and related items. The fourth section deals with cash flows from investing activities and shows the interest received from investing activities. The fifth section reconciles the net cash used to the operating income or loss reflected on the Statement of Revenues, Expenses, and Changes in Net Position.

Summary Statement of Cash Flows Information

	2020	2019
Net Cash Provided (used) by:		
Operating Activities	\$ (8,676,526)	\$ (8,251,634)
Noncapital financing activities	\$ 10,009,002	\$ 9,954,670
Capital financing activities	\$ (919,117)	\$ (1,021,669)
Investing activities	\$ 123,458	\$ 207,241
Net Change in Cash	\$ 536,817	\$ 888,609
Cash Beginning of Year	\$ 9,605,572	\$ 8,716,962
Cash End of Year	\$ 10,142,388	\$ 9,605,572



Summary of Overall Performance

Cloud County Community College's financial condition has essentially remained the same this fiscal year as compared to fiscal year 2019 with net position increasing in fiscal year 2020 by \$1,095,775 to a total of \$16,849,036. Total operating and non-operating revenues were \$19,448,341 while operating expenses were \$18,239,360. Current assets exceeded current liabilities by \$9,115,236. Enrollment continued to decline in 2020 and the College is currently experiencing a significant decline (14%) in enrollment for the Fall 2020 semester. This decline is primarily due to COVID-19. In the immediate future, the College will continue to assess and adapt to the financial challenges presented by the pandemic while continuing to seek alternative sources of operating and non-operating revenue which may include increases in tuition rates, short term use of auxiliary revenues, acquisition of grant funding, increase in local property taxes, and adjustment to operational expense allocations. The College has made recruitment and retention a high priority and continues to look for efficiencies in operations.

Covid-19 Pandemic

As with all of higher education and the United States as a whole, Cloud County Community College has been significantly impacted by the COVID-19 pandemic. The College's Emergency Response Team was activated in early March 2020 to respond to the pandemic. The remainder of the spring semester and the summer session courses were converted from face to face classes to an online format. The proactive approach the College took preparing for the return to classes over the summer months eventually led to the successful re-opening of the Fall 2020 semester with face to face classes. The COVID-19 pandemic affected the College's finances causing both revenue losses and an increase in expenditures for items such as personal protective equipment and technology. The College was allocated several relief funding awards as follows; \$763,297 by the U.S. Department of Education under the Coronavirus AID, Relief, and Economic Security (CARES) Act with a minimum of 50% to be used for direct financial support to students; \$38,248 by the U.S. Department of Education Higher Education Emergency Relief Fund-Strengthening Institutions Program; \$113,927 from the Strengthening People and Revitalizing Kansas (SPARK) funds from Cloud County and \$33,188 from Geary County respectively; and \$256,778 from the SPARK Taskforce and the Kansas Board of Regents. At this time, the future economic impact of the Coronavirus pandemic remains uncertain. The College has acted swiftly and decisively to continue providing quality educational resources to students.

JARRED, GILMORE & PHILLIPS, PA
CERTIFIED PUBLIC ACCOUNTANTS

INDEPENDENT AUDITORS' REPORT

Board of Trustees
Cloud County Community College
Concordia, Kansas

Report on the Financial Statements

We have audited the accompanying financial statements of Cloud County Community College, as of and for the year ended June 30, 2020, and the related notes to the financial statements, which collectively comprise the Cloud County Community College's basic financial statements as listed in the table of contents.

Management's Responsibility for the Financial Statements

Management is responsible for the preparation and fair presentation of these financial statements in accordance with accounting principles generally accepted in the United States of America; this includes the design, implementation, and maintenance of internal control relevant to the preparation and fair presentation of financial statements that are free from material misstatement, whether due to fraud or error.

Auditors' Responsibility

Our responsibility is to express an opinion on these financial statements based on our audit. We conducted our audit in accordance with auditing standards generally accepted in the United States of America and the standards applicable to financial audits contained in *Government Auditing Standards*, issued by the Comptroller General of the United States. Those standards require that we plan and perform the audit to obtain reasonable assurance about whether the financial statements are free from material misstatement.

An audit involves performing procedures to obtain audit evidence about the amounts and disclosures in the financial statements. The procedures selected depend on the auditor's judgment, including the assessment of the risks of material misstatement of the financial statements, whether due to fraud or error. In making those risk assessments, the auditor considers internal control relevant to the College's preparation and fair presentation of the financial statements in order to design audit procedures that are appropriate in the circumstances, but not for the purpose of expressing an opinion on the effectiveness of the College's internal control. Accordingly, we express no such opinion. An audit also includes evaluating the appropriateness of accounting policies used and the reasonableness of significant accounting estimates made by management, as well as evaluating the overall presentation of the financial statements.

We believe that the audit evidence we have obtained is sufficient and appropriate to provide a basis for our audit opinions.

Opinion

In our opinion, the financial statements referred to above present fairly, in all material respects, the respective financial position of the Cloud County Community College, as of June 30, 2020, and the respective changes in financial position and cash flows thereof for the year then ended in accordance with accounting principles generally accepted in the United States of America.

Other Matters

Required Supplementary Information

Accounting principles generally accepted in the United States of America require that the management's discussion and analysis and schedule of funding progress on pages i-viii and 31 be presented to supplement the basic financial statements. Such information, although not a part of the basic financial statements, is required by the Governmental Accounting Standards Board, who considers it to be an essential part of financial reporting for placing the basic financial statements in an appropriate operational, economic, or historical context. We have applied certain limited procedures to the required supplementary information in accordance with auditing standards generally accepted in the United States of America, which consisted of inquiries of management about the methods of preparing the information and comparing the information for consistency with management's responses to our inquiries, the basic financial statements, and other knowledge we obtained during our audit of the basic financial statements. We do not express an opinion or provide any assurance on the information because the limited procedures do not provide us with sufficient evidence to express an opinion or provide any assurance.

Supplementary Information

Our audit was conducted for the purpose of forming an opinion on the financial statements that collectively comprise the Cloud County Community College's basic financial statements. The supplementary information, as listed in the table of contents as pages 32 to 53, are presented for purposes of additional analysis and are not a required part of the basic financial statements. The schedule of expenditures of federal awards is presented for purposes of additional analysis as required by Title 2 U.S. Code of Federal Regulations Part 200, *Uniform Administrative Requirements, Cost Principles, and Audit Requirements for Federal Awards*, and is also not a required part of the basic financial statements.

The supplementary information and the schedule of expenditures of federal awards are the responsibility of management and were derived from and relate directly to the underlying accounting and other records used to prepare the basic financial statements. Such information has been subjected to the auditing procedures applied in the audit of the basic financial statements and certain additional procedures, including comparing and reconciling such information directly to the underlying accounting and other records used to prepare the basic financial statements or to the basic financial statements themselves, and other additional procedures in accordance with auditing standards generally accepted in the United States of America. In our opinion, the supplementary information and the schedule of expenditures of federal awards are fairly stated in all material respects in relation to the basic financial statements as a whole.

We also previously audited, in accordance with auditing standards generally accepted in the United States of America, the basic financial statement of "Municipality", Kansas as of and for the year ended June 30, 2019 (not presented herein), and have issued our report thereon dated November 4, 2019, which contained an unmodified opinion on the basic financial statement. The 2019 basic financial statement and our accompanying report are not presented herein, but are available in electronic form from the web site of the Kansas Department of Administration at the following link <https://www.admin.ks.gov/offices/oar/municipal-services>. The 2019 actual column (2019 comparative information) presented in the individual fund schedules of regulatory basis receipts and expenditures—actual and budget for the year ended June 30, 2020 (Schedules 4 to 10 as listed in the table of contents) is presented for purposes of additional analysis and is not a required part of the basic financial statement. Such 2019 comparative information is the responsibility of management and was derived from and relates directly to the underlying accounting and other records used to prepare the 2019 basic financial statement. The 2019 comparative information was subjected to the auditing procedures applied in the audit of the 2020 basic financial statement and certain additional procedures, including comparing and reconciling such information directly to the underlying accounting and other records used to prepare the 2019 basic financial statement or to the

2019 basic financial statement itself, and other additional procedures in accordance with auditing standards generally accepted in the United States of America. In our opinion, the 2019 comparative information is fairly stated in all material respects in relation to the basic financial statement as a whole for the year ended June 30, 2019, on the basis of accounting described in Note 1.

Other Reporting Required by Government Auditing Standards

In accordance with *Government Auditing Standards*, we have also issued our report dated December 1, 2020, on our consideration of the Cloud County Community College's internal control over financial reporting and on our tests of its compliance with certain provisions of laws, regulations, contracts, and grant agreements and other matters. The purpose of that report is solely to describe the scope of our testing of internal control over financial reporting and compliance and the results of that testing, and not to provide an opinion on the effectiveness of the Cloud County Community College's internal control over financial reporting or on compliance. That report is an integral part of an audit performed in accordance with *Government Auditing Standards* in considering the Cloud County Community College's internal control over financial reporting and compliance.



JARRED, GILMORE & PHILLIPS, PA
Certified Public Accountants

Chanute, Kansas
December 1, 2020

CLOUD COUNTY COMMUNITY COLLEGEConcordia, Kansas
Statement of Net Position
June 30, 2020

	Primary Institution	Component Unit - Foundation
ASSETS		
Current Assets		
Cash and Cash Equivalents	\$ 9,444,730.39	\$ 615,704.53
Accounts Receivable, Net	847,823.59	16,338.82
Promises to Give	-	30,168.08
Inventories	227,231.40	-
Investments	-	9,240,489.21
Total Current Assets	<u>10,519,785.38</u>	<u>9,902,700.64</u>
Noncurrent Assets		
Cash and Cash Equivalents	697,657.98	-
Accounts Receivable, Net	38,388.00	370,323.68
Cash Value of Life Insurance	-	2,297.28
Capital Assets, Net of Accumulated Depreciation	11,405,719.60	-
Total Noncurrent Assets	<u>12,141,765.58</u>	<u>372,620.96</u>
TOTAL ASSETS	<u>22,661,550.96</u>	<u>10,275,321.60</u>
DEFERRED OUTFLOWS OF RESOURCES		
Pension Related Deferred Outflows	<u>590,574.00</u>	<u>-</u>
LIABILITIES		
Current Liabilities		
Accounts Payable	120,928.01	13,397.18
Accrued Wages	100,425.45	-
Accrued Interest	20,689.66	-
Deferred Revenue	237,015.00	-
Compensated Absences	324,754.67	-
Deposits Held in Custody for Others	34,069.21	-
Capital Lease Payable, Due within One Year	566,667.04	-
Total Current Liabilities	<u>1,404,549.04</u>	<u>13,397.18</u>
Noncurrent Liabilities		
OPEB Obligations	1,628,855.00	-
Capital Lease Payable, Due in More Than One Year	3,186,492.66	-
Total Noncurrent Liabilities	<u>4,815,347.66</u>	<u>-</u>
TOTAL LIABILITIES	<u>6,219,896.70</u>	<u>13,397.18</u>
DEFERRED INFLOWS OF RESOURCES		
Pension Related Deferred Inflows	<u>183,192.00</u>	<u>-</u>
NET POSITION		
Investment in Capital Assets, Net of Related Debt	7,652,559.90	-
Restricted Net Position		
Restricted Net Position - Expendable	-	583,268.05
Restricted Net Position - Nonexpendable	-	7,106,447.91
Unrestricted Net Position	9,196,476.36	2,572,208.46
TOTAL NET POSITION	<u>\$ 16,849,036.26</u>	<u>\$ 10,261,924.42</u>

The accompanying notes are an integral part
of the financial statements.

CLOUD COUNTY COMMUNITY COLLEGE
 Concordia, Kansas
 Statement of Revenues, Expenses, and Changes in Net Position
 For the Year Ended June 30, 2020

	Primary Institution	Component Unit - Foundation
REVENUES		
Operating Revenues		
Student Tuition and Fees, (net of scholarship discounts and allowances of \$1,056,247.75)	\$ 3,270,154.74	\$ -
Federal Grants and Contracts	1,395,155.59	-
State Grants and Contracts	1,043,365.21	-
Sales and Services of Auxiliary Enterprises (net of scholarship discounts and allowances of \$1,136,100.03)	1,532,803.23	-
Activity Fund Revenues	1,931,970.32	-
Miscellaneous Operating Income	163,306.84	-
Total Operating Revenues	<u>9,336,755.93</u>	<u>-</u>
EXPENSES		
Operating Expenses		
Educational and General		
Instruction	8,167,087.79	111,885.97
Academic Support	517,004.11	-
Student Services	2,064,467.67	-
Institutional Support	2,839,105.19	-
Operation and Maintenance	643,812.87	-
Scholarships, Grants and Awards	874,584.27	406,729.47
Fundraising	-	42,570.89
Auxiliary Enterprises	2,130,001.97	-
Activity Fund Expenses	-	507,279.39
Depreciation Expense	1,003,296.26	-
Total Operating Expenses	<u>18,239,360.13</u>	<u>1,068,465.72</u>
Operating Income (Loss)	<u>(8,902,604.20)</u>	<u>(1,068,465.72)</u>
Nonoperating Revenues (Expenses)		
State Appropriations	4,434,405.00	-
County Appropriations	3,474,868.63	-
Federal Pell Grants	2,099,728.00	-
Gifts and Contributions	-	600,125.53
Investment Income	123,458.47	485,375.35
Debt Service	(113,206.36)	-
Gain (Loss) on Sale of Asset	<u>(20,875.00)</u>	<u>-</u>
Net Operating Revenues (Expenses)	<u>9,998,378.74</u>	<u>1,085,500.88</u>
Increase (Decrease) in Net Position	1,095,774.54	17,035.16
Net Position - Beginning of Year	<u>15,753,261.72</u>	<u>10,244,889.26</u>
Net Position - End of Year	<u>\$ 16,849,036.26</u>	<u>\$ 10,261,924.42</u>

The accompanying notes are an integral part
of the financial statements.

CLOUD COUNTY COMMUNITY COLLEGE

Concordia, Kansas
Statement of Cash Flows
For the Year Ended June 30, 2020

	Primary Institution	Component Unit - Foundation
CASH FLOWS FROM OPERATING ACTIVITIES		
Student Tuition and Fees	\$ 2,957,319.06	\$ -
Federal Grants and Contracts	1,395,155.59	-
State Grants and Contracts	1,043,365.21	-
Sales and Services of Auxiliary Enterprises	1,532,803.23	-
Activity Fund Revenues	1,931,970.32	-
Miscellaneous Income	163,306.84	-
Payments on Behalf of Employees	(9,246,642.80)	-
Payments for Supplies and Materials	(1,756,843.05)	-
Payments for Other Expenses	(6,696,960.71)	(1,166,003.91)
Net cash provided by (used in) operating activities	<u>(8,676,526.31)</u>	<u>(1,166,003.91)</u>
CASH FLOWS FROM NONCAPITAL FINANCING ACTIVITIES		
State Appropriations	4,434,405.00	-
County Appropriations	3,474,868.63	-
Federal Pell Grant	2,099,728.00	-
Federal Direct Loans	1,499,063.00	-
Federal Direct Loans Payments	(1,499,063.00)	-
Gifts and Contributions	-	716,283.71
Net cash provided by (used in) noncapital financing activities	<u>10,009,001.63</u>	<u>716,283.71</u>
CASH FLOWS FROM CAPITAL FINANCING ACTIVITIES		
Payments for Purchase of Capital Assets	(430,638.25)	-
Proceeds from the Sale of Assets	-	-
Interest Paid on Long Term Debt	(114,580.78)	-
Proceeds from the Issuance of Debt	-	-
Principal Payments on Debt	(373,897.92)	-
Net cash provided by (used in) capital financing activities	<u>(919,116.95)</u>	<u>-</u>
CASH FLOWS FROM INVESTING ACTIVITIES		
Interest Earned on Investments	123,458.47	226,564.34
Proceeds from the Sales and Maturities of Investments	-	4,086,320.30
Purchase of Investments	-	(3,825,989.74)
Net cash provided by (used in) investing activities	<u>123,458.47</u>	<u>486,894.90</u>
Net Increase (Decrease) in Cash and Cash Equivalents	536,816.84	37,174.70
Cash and Cash Equivalents, Beginning of Year	<u>9,605,571.53</u>	<u>578,529.83</u>
Cash and Cash Equivalents, End of Year	<u>\$ 10,142,388.37</u>	<u>\$ 615,704.53</u>

The accompanying notes are an integral part
of the financial statements.

CLOUD COUNTY COMMUNITY COLLEGE

Concordia, Kansas
Statement of Cash Flows
For the Year Ended June 30, 2020

	Primary Institution	Component Unit - Foundation
	<u> </u>	<u> </u>
RECONCILIATION OF OPERATING INCOME (LOSS) TO NET CASH USED BY OPERATING ACTIVITIES		
Operating Income (Loss)	\$ (8,902,604.20)	\$ (1,068,465.72)
Adjustments to Reconcile Change in Net Assets to Net Cash Used in Operating Activities:		
Depreciation Expense	1,003,296.26	-
Donation of Capital Assets	-	-
Non Cash Expenditures	-	(90,827.65)
(Increase) Decrease in Receivables	(250,456.68)	-
(Increase) Decrease in Inventory	103,305.18	-
(Increase) Decrease in Pension Related Deferred Outflows	(579,242.00)	-
Increase (Decrease) in Accounts Payable	(109,657.76)	(6,710.54)
Increase (Decrease) in Accrued Wages	7,241.20	-
Increase (Decrease) in Deferred Revenue	(62,379.00)	-
Increase (Decrease) in Compensated Absences	23,398.74	-
Increase (Decrease) in Deposits Held for Others	14,662.95	-
Increase (Decrease) in OPEB Obligations	(10,707.00)	-
Increase (Decrease) in Pension Deferred Inflows	86,616.00	-
Net cash provided by (used in) operating activities	<u>\$ (8,676,526.31)</u>	<u>\$ (1,166,003.91)</u>

RECONCILIATION OF CASH AND CASH EQUIVALENTS TO THE STATEMENT OF NET POSITION		
Cash and Cash Equivalents classified as current assets	\$ 9,444,730.39	\$ 615,704.53
Cash and Cash Equivalents classified as non-current assets	697,657.98	-
Total Cash and Cash Equivalents	<u>\$ 10,142,388.37</u>	<u>\$ 615,704.53</u>

Supplementary Information

Cash Paid During the Period for:		
Interest Expense	\$ 114,580.78	\$ -
Non Cash Transactions		
Auction Items	-	2,057.00
Management and General	-	88,770.65

The accompanying notes are an integral part
of the financial statements.

CLOUD COUNTY COMMUNITY COLLEGE

Concordia, Kansas

Notes to the Financial Statements
For the Year Ended June 30, 2020

1. SUMMARY OF SIGNIFICANT ACCOUNTING POLICIES

The financial statements of Cloud County Community College, Concordia, Kansas, have been prepared in accordance with accounting principles generally accepted in the United States of America. The Governmental Accounting Standards Board is the principal standard-setting body for establishing governmental accounting and financial reporting principles. The more significant of the College's accounting policies follow.

Reporting Entity

The financial reporting entity consist of the primary government, organizations for which the primary government is financially accountable and other organizations for which the nature and significance of their relationship with the primary government are such that exclusion could cause the financial statements to be misleading or incomplete.

Component Unit

The component unit section of the financial statements includes the financial data of the discretely presented component unit, the Cloud County Community College Foundation. The component unit is reported separately to emphasize that it is legally separate from the College. The economic resources received or held by the component unit are held almost entirely for the direct benefit of the College. The Cloud County Community College Foundation was formed to promote and foster the educational purposes of the College, and to create a fund to be used for any program, project or enterprise undertaken in the interest of the College. The Foundation acts largely as a fundraising organization, soliciting, receiving, managing and disbursing contributions on behalf of the College. Most of the contributions received are designated by the donors to be used for specific purposes or by specific departments. In these instances, the Foundation serves essentially as a conduit. Contributions that are not designated are used where the need is considered greatest, as determined by the Foundation board of directors. The Foundation can sue and be sued, and can buy, sell, or lease real property. The Foundation's financial statements should be included with the College's financial statements. Separate audited financial statements are prepared and are available at the Foundation, and can be requested from the College's controller. The Foundation is considered a component unit.

The College's component unit is a private not-for-profit organization that reports under FASB standards. As such, certain revenue recognition criteria and presentation features are different from GASB revenue recognition criteria and presentation features. No modifications have been made to the component unit's financial information in the College's financial report for these differences. The component unit's financial data has, however, been aggregated into like categories for presentation purposes.

Basis of Accounting

For financial reporting purposes, the College is considered a special-purpose government engaged only in business-type activities. Accordingly, the College's financial statements have been prepared using the economic resources measurement focus and the accrual basis of accounting. Under the accrual basis, revenues are recognized when earned, and expenses are recorded when an obligation has been incurred. All significant intra-agency transactions have been eliminated.

1. **SUMMARY OF SIGNIFICANT ACCOUNTING POLICIES** (Continued)

Cash and Cash Equivalents

For purposes of the statement of cash flows, the College considers all highly liquid investments with an original maturity date of three months or less to be cash equivalents.

Investments

The College accounts for its investments at fair value. Changes in unrealized gain (loss) on the carrying value of investments are reported as a component of investment income in the statement of revenues, expenses, and changes in net position.

Accounts Receivable and Deferred Revenue

Accounts receivable consist of tuition and fee charges to students and auxiliary enterprise services provided to students, faculty and staff, the majority of each residing in the State of Kansas. Accounts receivable also includes amounts due from the Federal government, state and local governments, or private sources, in connection with reimbursement of allowable expenditures made pursuant to the College's grant and contracts. Accounts receivable also include taxes in process of collection for property taxes assessed and collected for the calendar year ending December 31, 2018.

In accordance with governing state statutes, property taxes levied during the current year are a revenue source to be used to finance the budget of the ensuing year. Taxes are assessed on a calendar year basis and become a lien on the property on November 1st of each year. The County Treasurer is the tax collection agent for all taxing entities within the County. Property owners have the option of paying one-half or the full amount of the taxes levied on or before December 20th during the year levied with the balance to be paid on or before May 10th of the ensuing year. State statutes prohibit the County Treasurer from distributing taxes collected in the year levied prior to January 1st of the ensuing year. Consequently, for revenue recognition purposes, taxes levied during the current year are not due and receivable until the ensuing year. Property taxes levied in December 2019 are recorded as taxes receivable. Approximately 4% to 10% of these taxes are normally distributed after June 30, 2020, and are presented as accounts receivable—taxes in process and deferred revenue to indicate that they are not appropriable. It is not practicable to apportion delinquent taxes held by the County Treasurer at the end of the year and, further, the amounts thereof are not material in relationship to the financial statements taken as a whole.

Inventories

Inventories consist of books and supplies held for resale in the bookstore and are valued at cost, using the first-in, first-out method (FIFO).

Noncurrent Cash and Cash Equivalents

Cash and cash equivalents that are externally restricted to make debt service payments, maintain sinking or reserve funds, or to purchase or construct capital or other noncurrent assets, are classified as noncurrent assets in the statement of net position.

1. **SUMMARY OF SIGNIFICANT ACCOUNTING POLICIES** (Continued)

Capital Assets

Capital assets are stated at cost at the date of acquisition, or fair value at the date of donation in the case of gifts. For equipment, the College's capitalization policy includes all items with a unit cost of \$1,000.00 or more, and an estimated useful life of greater than one year. Renovations to building, infrastructure, and land improvements that significantly increase the value or extend the useful life of the structure are capitalized. Routine repairs and maintenance are charged to operating expense in the year in which the expense was incurred. Depreciation is provided on straight-line method over the estimated useful lives of the respective classes of property. Estimated useful lives are as follows:

Buildings	35 Years
Building Improvements	20 Years
Furniture	10 Years
Vehicles	5-7 Years
Equipment, including computers	3-7 Years

Accounts Receivable and Allowance for Doubtful Accounts

The College regularly extends unsecured credit to various students. The College uses the allowance method to account for uncollectible accounts receivable.

Compensated Absences

Employee vacation pay is accrued at year-end for financial statement purposes. The liability and expense incurred are recorded at year-end as accrued vacation payable in the statement of net position, and a component of compensation and benefit expense in the statement of revenues, expenses, and changes in net position.

Noncurrent Liabilities

Noncurrent liabilities include (1) principal amounts of revenue bonds payable, notes payable, and capital lease obligations with contractual maturities greater than one year; (2) estimated amounts for accrued compensated absences and other liabilities that will not be paid within the next fiscal year; or (3) other liabilities that although payable within one year, are to be paid from funds that are classified as noncurrent assets.

Net Position

The College's net position is classified as follows:

Invested in Capital Assets, Net of Related Debt: This represents the College's total investment in capital assets, net of accumulated depreciation, and outstanding debt obligations related to those capital assets. To the extent debt has been incurred but not yet expended for capital assets, such amounts are not included as a component of investment in capital assets, net of related debt.

Restricted Net Position – Expendable: Restricted expendable net position includes resources in which the College is legally or contractually obligated to spend resources in accordance with restrictions imposed by external third parties.

Restricted Net Position – Nonexpendable: Nonexpendable restricted net position consist of endowment and similar type funds in which donors or other outside sources have stipulated, as a condition of the gift instrument, that the principal is to be maintained inviolate and in perpetuity, and invested for the purpose of producing present and future income, which may either be expended or added to principal.

1. **SUMMARY OF SIGNIFICANT ACCOUNTING POLICIES** (Continued)

Net Position (Continued)

Unrestricted Net Position: Unrestricted net position represents resources derived from student tuition and fees, state appropriations and sales and services of educational departments and auxiliary enterprises. These resources are used at the discretion of the governing board to meet current expenses for any purpose. These resources also include auxiliary enterprises, which are substantially self-supporting activities that provide services for students, faculty, and staff.

When an expense is incurred that can be paid using either restricted or unrestricted resources, the College's policy is to first apply the expense towards restricted resources, and then towards unrestricted resources.

Income Taxes

The College, as a political subdivision of the State of Kansas, is excluded from Federal income taxes under Section 115(1) of the Internal Revenue Code, as amended. The Foundation is exempt from income taxes under Section 501(c)(3) of the Internal Revenue Code.

Classification of Revenues

The College has classified its revenues as either operating or nonoperating revenues according to the following criteria:

Operating revenues: Operating revenues include activities that have the characteristics of exchange transactions, such as (1) student tuition and fees, net of scholarship discounts and allowances, (2) sales of services of auxiliary enterprises, net of scholarship discounts and allowances, and (3) most Federal, state and local grants and contracts, and Federal appropriations.

Nonoperating revenues: Nonoperating revenues include activities that have the characteristics of nonexchange transactions, such as gifts and contributions, and other revenue sources that are defined as nonoperating revenues by GASB No. 9, *Reporting Cash Flows of Proprietary and Nonexpendable Trust Funds and Government Entities that use Proprietary Fund Accounting*, and GASB No. 34, such as state appropriations and investment income.

Scholarship Discounts and Allowances

Student tuition and fee revenues, and certain other revenues from students, are reported net of scholarship discounts and allowances in the statements of revenues, expenses, and changes in net position. Scholarship discounts and allowances are the difference between the stated charge and the goods and services provided by the College, and the amount that is paid by students and/or third parties making payments on the students' behalf. Certain governmental grants, such as Pell grants, and other Federal, state or nongovernmental programs, are recorded as either operating or nonoperating revenues in the College's financial statements. To the extent that revenues from such programs are used to satisfy tuition and fees and other student charges, the College has recorded a scholarship discount and allowance.

Accounting Estimates

The preparation of financial statements in conformity with accounting principles generally accepted in the United States of America requires management to make estimates and assumptions that affect the reported amounts of assets and liabilities at the date of the financial statements and the reported amounts of revenues and expenses during the reporting period. Actual results could differ from those estimates.

1. **SUMMARY OF SIGNIFICANT ACCOUNTING POLICIES** (Continued)

Pension Plan

Substantially all full-time College employees are members of the State of Kansas Public Employees Retirement System which is a multi-employer state-wide pension plan. The College's policy is to fund all pension costs accrued; such costs to be funded are actuarially determined annually by the State.

Budgetary Information

Kansas statutes require that an annual operating budget be legally adopted for current funds - unrestricted and plant funds (unless specifically exempted by statute). Although directory rather than mandatory, the statutes provide for the following sequence and timetable in the adoption of the legal annual operating budget:

1. Preparation of the budget for the succeeding fiscal year on or before August 1st.
2. Publication in local newspaper of the proposed budget and notice of public hearing on the budget on or before August 5th.
3. Public hearing on or before August 15th, but at least ten days after publication of notice of hearing.
4. Adoption of the final budget on or before August 25th.

The statutes allow for the governing body to increase the originally adopted budget for previously unbudgeted increases in revenue other than ad valorem property taxes. To do this, a notice of public hearing to amend the budget must be published in the local newspaper. At least ten days after publication the hearing may be held and the governing body may amend the budget at that time. There were no such budget amendments for this year.

The statutes permit transferring budgeted amounts between line items within an individual fund. However, such statutes prohibit expenditures in excess of the total amount of the adopted budget of expenditures of individual funds.

All legal annual operating budgets are prepared using the regulatory basis of accounting, in which revenues are recognized when cash is received and expenditures include disbursements, accounts payable, and encumbrances, with disbursements being adjusted for prior year's accounts payable and encumbrances. Encumbrances are commitments by the municipality for future payments and are supported by a document evidencing the commitment, such as a purchase order or contract. Any unused budgeted expenditure authority lapses at year end.

A legal operating budget is not required for Current Funds - Restricted and Agency Funds.

Spending in funds which are not subject to the legal annual operating budget requirement is controlled by federal regulations, other statutes, or by the use of internal spending limits established by the governing body.

2. STEWARDSHIP, COMPLIANCE, AND ACCOUNTABILITY

Compliance with Kansas Statutes

Supplementary Schedules 4 to 10 have been prepared in order to show compliance with the cash basis and budget laws of Kansas. Based upon these schedules, the College was in apparent compliance with Kansas cash basis and budget laws.

3. DEPOSITS

Primary Institution

K.S.A 9-1401 establishes the depositories which may be used by the College. The statute requires banks eligible to hold the College's funds have a main branch or branch bank in the county in which the College is located and the bank provide an acceptable rate of return on funds. In addition, K.S.A. 9-1402 requires the banks to pledge securities for deposits in excess of FDIC coverage. The College has no other policies that would further limit interest rate risk.

K.S.A 12-1675 limits the College's investment of idle funds to time deposits, open accounts, and certificates of deposit with allowable financial institutions; U.S. Government securities; temporary notes; no-fund warrants; repurchase agreements; and the Kansas Municipal Investment Pool. The College has no investment policy that would further limit its investment choices.

Concentration of credit risk. State statutes place no limit on the amount the Government may invest in any one issuer as long as the investments are adequately secured under K.S.A. 9-1402 and 9-1405.

Custodial credit risk – deposits. Custodial credit risk is the risk that in the event of a bank failure, the College's deposits may not be returned to it. State statutes require the College's deposits in financial institutions to be entirely covered by federal depository insurance or by collateral held under a joint custody receipt issued by a bank within the State of Kansas, the Federal Reserve Bank of Kansas City, or the Federal Home Loan Bank of Topeka. All deposits were legally secured at June 30, 2020.

Deposits: At year-end, the College's carrying amount of deposits is \$10,141,888.37 and the bank balance was \$10,456,530.12. The bank balance was held by one bank resulting in a concentration of credit risk. Of the bank balance, \$298,325.06 was covered by FDIC insurance and \$10,158,205.06 was collateralized with pledged securities held by the pledging financial institutions' agents in the College's name.

Component Unit

At year-end, the carrying amount of the Foundation's deposits were \$615,704.53. The bank balances were \$618,121.68. The bank balances were held by three banks resulting in a concentration of credit risk. Of the bank balances \$95,813.30 were covered by FDIC insurance and the remaining \$522,308.38 were held in a trust as cash and cash equivalents and considered self-securing at year-end.

4. **INVESTMENTS**

Component Unit:

Investment Policies

The Foundation follows the Uniform Management of Institutional Funds Act of 1972 (UMIFA) and its own governing documents. UMIFA requires the historical dollar amount of a donor-restricted endowment fund to be preserved. In the absence of donor restrictions, the net appreciation on a donor-restricted endowment fund is spendable under UMIFA.

Under the terms of the Governing Documents, the Board of Directors has the ability to distribute so much of the corpus of any trust or separate gift, devise, bequest or fund as the Board in its sole discretion shall determine. As a result of the ability to distribute corpus, all contributions not classified as temporarily or permanently restricted are classified as unrestricted net assets for financial statement purposes.

The Primary objective of the Foundation's investment policy is to provide for long-term growth, a modest rate of return, and an average risk. The investment objective requires a disciplined and consistent management philosophy. The objectives do not call for a philosophy which represents extreme positions or opportunistic styles. The portfolio shall be diversified with cash, fixed income, and equity holdings.

The purpose of such diversification is to provide reasonable assurance that no single security or class of securities will have a disproportionate impact of the total portfolio.

Equity investments and other investments are recorded at fair values subject to comments on Investments under the summary of accounting practices.

Investments at June 30, 2020, are comprised of the following:

	<u>FAIR VALUE</u>
Corporate Bonds	\$ 2,978,721.39
Common Stock	6,261,767.82
Total Investments	<u>\$ 9,240,489.21</u>

5. **FAIR VALUE MEASUREMENTS**

Component Unit:

The framework for measuring fair value provides a fair value hierarchy that prioritizes the inputs to valuation techniques used to measure fair value. The hierarchy gives the highest priority to unadjusted quoted prices in active markets for identical assets or liabilities (level 1) and the lowest priority to unobservable inputs (level 3). The three levels of the fair value hierarchy are described as follows:

- Level 1. Inputs to the valuation methodology are unadjusted quoted prices for identical assets or liabilities in active markets that the Foundation has the ability to access.
- Level 2. Inputs to the valuation methodology include:
 - quoted prices for similar assets or liabilities in active markets;
 - quoted prices for identical or similar assets or liabilities in inactive markets;
 - inputs other than quoted prices that are observable for the asset or liability;

5. FAIR VALUE MEASUREMENTS (Continued)

- inputs that are derived principally from or corroborated by observable market data by correlation or other means.
- If the asset or liability has a specified (contractual) term, the level 2 input must be observable for substantially the full term of the asset or liability.
-

Level 3. Inputs to the valuation methodology are unobservable and significant to the fair value measurement.

The asset or liability's fair value measurement level within the fair value hierarchy is based on the lowest level of any input that is significant to the fair value measurement. Valuation techniques used need to maximize the use of observable inputs and minimize the use of unobservable inputs.

Following is a description of the valuation methodologies used for assets measured at fair value. There have been no changes in the methodologies used at June 30, 2020.

Corporate Bonds: Valued using pricing models maximizing the use of observable inputs for similar securities. This includes basing the value on yields currently available on comparable securities of issuers with similar credit rates.

Common Stock: Valued at the closing price reported on the New York Stock Exchange.

	June 30, 2020			
	Level 1	Level 2	Level 3	Total
Corporate Bonds	\$ - -	\$ 2,978,721.39	\$ - -	\$ 2,978,721.39
Common Stock	<u>6,261,767.82</u>	<u>- -</u>	<u>- -</u>	<u>6,261,767.82</u>
Totals	<u>\$ 6,261,767.82</u>	<u>\$ 2,978,721.39</u>	<u>\$ - -</u>	<u>\$ 9,240,489.21</u>

6. ACCOUNTS RECEIVABLE

Accounts receivable at June 30, 2020, consisted of the following:

	<u>Primary Institution</u>
Current:	
Student Accounts	\$ 140,360.36
Federal PELL	9,086.00
Federal Direct Loan	1,644.00
Federal KACCRRRA	2,050.14
Federal SPARKS	45,374.62
Federal CARES	390,050.18
Federal CACFP	548.49
KDOC SESPT	10,000.00
State Grants – KBOR Nursing	6,289.80
Bookstore Credit Memos	43,083.44
Other Receivables	709.56
Taxes in Progress	<u>198,627.00</u>
Total Current	<u>847,823.59</u>
Noncurrent	
Taxes in Progress	<u>38,388.00</u>
Total Accounts Receivable	<u>\$ 886,211.59</u>

6. ACCOUNTS RECEIVABLE (Continued)

The College uses the allowance method to account for uncollectible accounts receivable. Accounts receivable are presented net of an allowance for uncollectible accounts of \$105,803.53 at June 30, 2020.

7. INVENTORIES

Inventories consisted of the following at June 30, 2020:

Book Store Inventory	
Textbooks	\$ 192,121.44
Soft Goods and Supplies	<u>35,109.96</u>
Total Bookstore Inventory	<u>\$ 227,231.40</u>

8. UNCONDITIONAL PROMISES TO GIVE

Component Unit:

Unconditional promises to give at June 30, 2020 consist of the following:

Fall Campaign	\$ 7,243.61
Johnson Trust	<u>393,248.15</u>
	<u>\$ 400,491.76</u>
Endowed funds:	
Less than one year	\$ 30,168.08
One to five years	164,990.79
More than five years	<u>909,306.82</u>
Total unconditional promises to give	1,104,465.69
Less unamortized discounts	<u>(703,973.93)</u>
	<u>\$ 400,491.76</u>

Uncollectible amounts for unconditional promises to give are expected to be insignificant. Accordingly, no provision is made for uncollectible amounts. Long-term promises to give are recognized at fair value, using present value techniques and a discount rate of 4.4% in for the year ended June 30, 2020.

9. CAPITAL ASSETS

Primary Institution:

Following are the changes in capital assets for the year ended June 30, 2020:

	Balance 06/30/2019	Additions	Retirements	Balance 06/30/2020
Capital assets not being depreciated				
Land	\$ 425,086.00	\$ -	\$ (15,000.00)	\$ 410,086.00
Construction in Progress	4,500.00	-	(4,500.00)	-
Total Capital Assets not being depreciated	<u>429,586.00</u>	<u>-</u>	<u>(19,500.00)</u>	<u>410,086.00</u>
Other Capital Assets				
Buildings	12,513,138.64	265,055.00	-	12,778,193.64
Buildings Under Capital Lease	5,024,775.08	-	-	5,024,775.08
Equipment	5,972,022.30	125,553.25	(87,561.62)	6,010,013.93
Furniture	360,540.98	-	-	360,540.98
Vehicles	573,637.58	44,530.00	(31,914.00)	586,253.58
Vehicles Under Capital Lease	491,527.00	-	-	491,527.00
Total Other Capital Assets	<u>24,935,641.58</u>	<u>435,138.25</u>	<u>(119,475.62)</u>	<u>25,251,304.21</u>
Accumulated Depreciation				
Buildings	6,819,056.91	378,022.33	-	7,197,079.24
Buildings Under Capital Lease	1,747,257.85	212,057.10	-	1,959,314.95
Equipment	3,887,861.37	287,784.46	(87,561.62)	4,088,084.21
Furniture	331,008.63	12,450.62	-	343,459.25
Vehicles	437,316.77	42,763.61	(26,039.00)	454,041.38
Vehicles Under Capital Lease	143,473.44	70,218.14	-	213,691.58
Total Accumulated Depreciation	<u>13,365,974.97</u>	<u>1,003,296.26</u>	<u>(113,600.62)</u>	<u>14,255,670.61</u>
Total Net Capital Assets	<u>\$ 11,999,252.61</u>	<u>\$ (568,158.01)</u>	<u>\$ (25,375.00)</u>	<u>\$ 11,405,719.60</u>

Component Unit:

Following are the changes in capital assets for the year ended June 30, 2020:

	Balance 06/30/2019	Additions	Retirements	Balance 06/30/2020
Property and Equipment				
Equipment	\$ 7,547.86	\$ -	\$ -	\$ 7,547.86
Total Property and Equipment	<u>7,547.86</u>	<u>-</u>	<u>-</u>	<u>7,547.86</u>
Accumulated Depreciation				
Equipment	7,547.86	-	-	7,547.86
Total Accumulated Depreciation	<u>7,547.86</u>	<u>-</u>	<u>-</u>	<u>7,547.86</u>
Total Net Capital Assets	<u>\$ -</u>	<u>\$ -</u>	<u>\$ -</u>	<u>\$ -</u>

10. CAPITAL LEASES

The College entered into a certificate of participation dated June 6, 2017, with Branch Banking and Trust Company to refinance the Series 2010 Refunding and Improvement Revenue Bonds originally issued for the Thunderbird Heights Dormitory. The total cost was \$2,900,000.00. The lease calls for varying annual payments, including interest of 2.45% annually, maturing September 1, 2029.

<u>Capital Lease – Dormitory Bond Refinance</u>	
Debt requirements are as follows:	
<u>June 30,</u>	
2021	\$ 316,272.50
2022	320,025.00
2023	318,593.75
2024	321,978.75
2025	320,180.00
2026-2030	<u>1,593,835.00</u>
Total Net Minimum Lease Payments	3,190,885.00
Less: Imputed Interest	<u>(360,885.00)</u>
Net Present Value of Capital Lease	<u>2,830,000.00</u>
Less: Current Maturities	<u>250,000.00</u>
Long-Term Capital Lease Obligations	<u>\$ 2,580,000.00</u>

The College entered into a certificate of participation dated May 15, 2010, with UMB Bank, N.A. for the purchase of numerous pieces of equipment. The total cost was \$2,730,000.00. The lease calls for varying annual payments, including interest between 2.00 and 3.80% semi-annually, maturing June 15, 2023.

<u>Capital Lease – Equipment</u>	
Debt requirements are as follows:	
<u>June 30,</u>	
2021	\$ 261,840.00
2022	258,380.00
2023	<u>259,500.00</u>
Total Net Minimum Lease Payments	779,720.00
Less: Imputed Interest	<u>(54,720.00)</u>
Net Present Value of Capital Lease	<u>725,000.00</u>
Less: Current Maturities	<u>235,000.00</u>
Long-Term Capital Lease Obligations	<u>\$ 490,000.00</u>

10. CAPITAL LEASES (Continued)

The College entered into a capital lease for the purchase of a 2012 MCI J4500 passenger bus. The total cost was \$275,000.00. The lease calls for annual payments of \$61,755.10, including interest 3.99%, maturing June 15, 2023.

<u>Capital Lease – Passenger Bus</u>	
Debt requirements are as follows:	
<u>June 30,</u>	
2021	\$ 61,755.10
2022	61,755.10
2023	<u>61,755.10</u>
Total Net Minimum Lease Payments	185,265.30
Less: Imputed Interest	<u>(13,856.74)</u>
Net Present Value of Capital Lease	<u>171,408.45</u>
Less: Current Maturities	<u>54,915.90</u>
Long-Term Capital Lease Obligations	<u>\$ 116,492.66</u>

The College entered into a capital lease for the purchase of a 2015 K40 Krystal Coach 36 passenger bus. The total cost was \$154,727.00. The lease calls for annual payments of \$27,430.00, including interest 2.54%, maturing August 10, 2020.

<u>Capital Lease – Passenger Bus</u>	
Debt requirements are as follows:	
<u>June 30,</u>	
2021	\$ 27,430.00
Total Net Minimum Lease Payments	27,430.00
Less: Imputed Interest	<u>(678.86)</u>
Net Present Value of Capital Lease	<u>26,751.14</u>
Less: Current Maturities	<u>26,751.14</u>
Long-Term Capital Lease Obligations	<u>\$ 0.00</u>

11. LEASE AGREEMENTS

The College has entered into a lease agreement with Geary County to lease buildings for outreach classes. The agreement is for 10 years, commencing June 1, 2012, and continuing through July 1, 2022. The agreement calls for rental payments in the amount of \$3,945.00 per month. Beginning July 1, 2013, and on each July 1 thereafter, in addition to the annual minimum rent payable, the College will also pay a supplementary annual rent in the amount of 1% of the minimum rent paid for the preceding 12 month period, ending on June 30. The total payments made under this lease agreement during the year ended June 30, 2020, was \$50,754.88. Future minimum rental payments are as follows:

06/30/2021	\$ 51,262.44
06/30/2022	51,775.06
06/30/2023	52,292.81

11. **LEASE AGREEMENTS** (Continued)

The College has entered into a lease agreement with Darrel and Margo Hosie to lease buildings located at 2015 Lincoln Street, Concordia, Kansas. The agreement is for 58.5 months, commencing August 15, 2017, and continuing through June 30, 2022. The agreement calls for rental payments in the amount of \$2,650.00 per month. The total payments made under this lease agreement during the year ended June 30, 2020, was \$31,800.00. Future minimum rental payments are as follows:

06/30/2021	31,800.00
06/30/2022	31,800.00

The College has entered into various other rental agreements for the rental of office equipment. Total rent payments made under these agreements during the year ended June 30, 2020, was \$50,265.87. Future minimum rental payments are as follows:

06/30/2021	\$ 45,772.48
06/30/2022	42,598.20
06/30/2023	1,202.22

The College has entered into a lease agreement with Geary County, Kansas Public Building Commission to lease a building for the TRAC-7 Grant. The agreement is for 36 months, commencing October 1, 2015 and continuing through September 30, 2020, renewable annually thereafter. The agreement calls for rental payments in the amount of \$55,000.00 annually and semi-annual interest payments. The total payments made under this lease agreement during the year ended June 30, 2020, was \$84,715.00, with no future minimum rental payments.

The College has entered into a lease agreement with Unified School District 333 to lease a building for the wrestling team. The agreement is for 3 years, commencing July 1, 2016 and continuing through June 30, 2019, renewable annually thereafter. The agreement calls for rental payments in the amount of \$5,000.00 annually and utility payments of \$200.00 monthly. The total payments made under this lease agreement during the year ended June 30, 2020, was \$14,800.00 for FY 2019 and FY 2020, with no future minimum rental payments.

The College has entered into a lease agreement with AFK Properties, LLC to lease a building for the wind energy program. The agreement is for 36 months, commencing September 1, 2017 and continuing through August 1, 2020, renewable annually thereafter. The agreement calls for rental payments in the amount of \$1,770.00 monthly. The total payments made under this lease agreement during the year ended June 30, 2020, was \$21,140.00. Future minimum rental payments are as follows:

06/30/2021	\$ 3,540.00
------------	-------------

12. RESTRICTED NET POSITION - EXPENDABLE

Component Unit:

Restricted Net Position – Expendable consists of the following donations received and restricted to use at June 30, 2020 of \$583,268.05.

13. RESTRICTED NET POSITION - NONEXPENDABLE

Component Unit:

Changes in endowments as of June 30, 2020 are as follows:

	<u>Nonexpendable</u>
Restricted Net Position, Beginning of Year	\$ 7,085,854.91
Contributions	<u>20,593.00</u>
Restricted Net Position, End of Year	<u>\$ 7,106,447.91</u>

All endowment funds are considered to be permanently restricted. Therefore the spending policy does not allow for distribution of these funds. Investment income from these funds is considered to be unrestricted unless otherwise designated.

14. OTHER POST EMPLOYMENT BENEFITS

Description of Pension Plan

The College participates in a cost-sharing multiple-employer pension plan (Pension Plan), as defined in Governmental Accounting Standards Board Statement No. 67, *Financial Reporting for Pension Plans*. The Pension Plan is administered by the Kansas Public Employees Retirement System (KPERS), a body corporate and an instrumentality of the State of Kansas. KPERS provides benefit provisions to the following statewide pension groups under one plan, as provided by K.S.A. 74, article 49:

- Public employees, which includes:
 - State/School employees
 - Local employees
- Police and Firemen
- Judges

Substantially all public employees in Kansas are covered by the Pension Plan. Participation by local political subdivisions is optional, but irrevocable once elected. Those employees participating in the Pension Plan for the College are included in the State/School employee group.

KPERS issues a stand-alone comprehensive annual financial report, which is available on the KPERS website at www.kpers.org.

14. OTHER POST EMPLOYMENT BENEFITS (Continued)

Special Funding Situation

The employer contributions for the College, as defined in K.S.A. 74-4931 (2) and (3), are made by the State of Kansas on behalf of the College. Therefore, the College is considered to be in a special funding situation as defined by GASB Statement No. 68. Accordingly, the State is required to recognize its proportionate share of the net pension liability, deferred outflows of resources, deferred inflows of resources and expense for the pension plan attributable to the College. The College records revenue and pension expense in an amount equal to the expense recognized by the State on behalf of the College.

Benefits

Benefits are established by statute and may only be changed by the General Assembly. Members with ten or more years of credited service, may retire as early as age 55, with an actuarially reduced monthly benefit. Normal retirement is at age 65, age 62 with ten years of credited service, or whenever a member's combined age and years of service equal 85.

Monthly retirement benefits are based on a statutory formula that includes final average salary and years of service. When ending employment, members may withdraw their contributions from their individual accounts, including interest. Members who withdraw their accumulated contributions lose all rights and privileges of membership. For all pension coverage groups, the accumulated contributions and interest are deposited into and disbursed from the membership accumulated reserve fund as established by K.S.A. 74-4922.

Members choose one of seven payment options for their monthly retirement benefits. At retirement a member may receive a lump-sum payment of up to 50% of the actuarial present value of the member's lifetime benefit. His or her monthly retirement benefit is then permanently reduced based on the amount of the lump sum. Benefit increases, including ad hoc post-retirement benefit increases, must be passed into law by the Kansas Legislature. Benefit increases are under the authority of the Legislature and the Governor of the State of Kansas. For all pension coverage groups, the retirement benefits are disbursed from the retirement benefit payment reserve fund as established by K.S.A. 74-4922.

Contributions

Member contributions are established by state law, and are paid by the employee according to the provisions of Section 414(h) of the Internal Revenue Code. State law provides that the employer contribution rates are determined based on the results of an annual actuarial valuation. The contributions and assets of all groups are deposited in the Kansas Public Employees Retirement Fund established by K.S.A. 74-4921. All of the retirement systems are funded on an actuarial reserve basis.

For fiscal years beginning in 1995, Kansas legislation established statutory limits on increases in contribution rates for KPERs employers. Annual increases in the employer contribution rates related to subsequent benefit enhancements are not subject to these limitations. The statutory cap increase over the prior year contribution rate is 1.2% of total payroll.

14. OTHER POST EMPLOYMENT BENEFITS (Continued)

The actuarially determined employer contribution rates and the statutory contribution rates for school employees are 14.41%. KPERS has multiple benefit structures and contribution rates depending on whether the employee is a KPERS 1, KPERS 2 or KPERS 3 member. KPERS 1 members are active and contributing members hired before July 1, 2009. KPERS 2 members were first employed in a covered position on or after July 1, 2009 and KPERS 3 members were first employed in a covered position on or after January 1, 2015. Effective January 1, 2015, Kansas law established the KPERS member-employee contribution rate of 6% of covered salary for KPERS 1, KPERS 2 and KPERS 3 members.

Employer and Nonemployer Allocations

Although KPERS administers one cost-sharing multiple-employer defined benefit pension plan, separate (sub) actuarial valuations are prepared to determine the actuarial determined contribution rate by group. Following this method, the measurement of the collective net pension liability, deferred outflows of resources, deferred inflows of resources, and pension expense are determined separately for each of the following groups of the plan:

- State/School
- Local
- Police and Firemen
- Judges

To facilitate the separate (sub) actuarial valuations, KPERS maintains separate accounts to identify additions, deductions, and fiduciary net position applicable to each group. The allocation percentages presented for each group in the schedule of employer and nonemployer allocations are applied to amounts presented in the schedules of pension amounts by employer and nonemployer.

The individual employer allocation percentages for the pension amounts were based on the ratio of the employer and nonemployer contributions for the individual employer in relation to the total of all employer and nonemployer contributions of the group.

At June 30, 2019, the proportion recognized by the State of Kansas on behalf of the College was .12853%, which was an decrease of .01794% from the proportion measured at June 30, 2018.

Net Pension Liability

At June 30, 2019 and 2018, the proportionate share of the net pension liability recognized by the State of Kansas that was attributable to the College was \$8,313,257.00 and \$9,554,721.00, respectively.

Actuarial Assumptions

The total pension liability was determined by an actuarial valuation as of December 31, 2018, which was rolled forward to June 30, 2019, using the following actuarial assumptions:

Wage inflation	2.75%
Salary increases, including wage increases	3.50 to 12.00%, including inflation
Long-term rate of return, net of investment expense, and including price inflation	7.75%

14. OTHER POST EMPLOYMENT BENEFITS (Continued)

Mortality rates were based on the RP 2014 Mortality Tables, with age setbacks and age set forwards as well as other adjustments based on different membership groups. Future mortality improvements are anticipated using Scale MP-2016. Different adjustments apply to pre-retirement versus post-retirement versus post-disability mortality tables.

The actuarial assumptions used in the December 31, 2018, valuation were based on the results of an actuarial experience study conducted for the period January 1, 2013, through December 31, 2015. The experience study is dated November 18, 2016.

The long-term expected rate of return of pension plan investments was determined using a building-block method in which best-estimate ranges of expected future real rates of return (expected returns, net of pension plan investment expense and inflation) are developed for each major asset class. These ranges are combined to produce the long-term expected rate of return by weighting the expected future real rates of return by the target asset allocation percentage and by adding expected inflation. Best estimates of arithmetic real rates of return for each major asset class as of the most recent experience study, dated November 18, 2016, as provided by KPERS' investment consultant, are summarized in the following table:

Asset Class	Long-Term Target Allocation	Long-Term Expected Real Rate of Return
Global equity	47.00%	6.85%
Fixed income	13.00	1.25
Yield driven	8.00	6.55
Real return	11.00	1.71
Real estate	11.00	5.05
Alternatives	8.00	9.85
Short-term investments	2.00	(0.25)
Total	100.00%	

Discount Rate: The discount rate used to measure the total pension liability was 7.75%. The projection of cash flows used to determine the discount rate assumed that contributions from plan members will be made at the current contribution rate and that contributions from school districts will be made at contractually required rates, actuarially determined. Based on those assumptions, the pension plan's fiduciary net position was projected to be available to make all projected future benefit payments of current plan members. Therefore, the long-term expected rate of return on pension plan investments was applied to all periods of projected benefit payments to determine the total pension liability.

Revenue and Pension Expense Recorded by the College: For the year ended June 30, 2020, the College recognized revenue and pension expense in an equal amount of \$924,626.82.

Health Insurance: Under the Consolidated Omnibus Budget Reconciliation Act (COBRA), the government makes health care benefits available to eligible former employees and eligible dependents. Certain requirements are outlined by the federal government for this coverage. The premium is paid in full by the insured. There is no cost to the government under this program.

14. OTHER POST EMPLOYMENT BENEFITS (Continued)

Early Retiree Health Insurance:

Plan Description: The College sponsors Medical and Dental insurance to qualifying retirees and their dependents. Coverage is provided through fully-insured contracts that collectively operate as a single-employer defined benefit plan. Qualifying retirees are those employees who are eligible for immediate retirement benefits under the Kansas Public Employees Retirement System and retire prior to age 65. Retirees and spouses may continue coverage with the College until their Medicare eligibility (i.e. age 65). Participants are required to contribute 100% of group insurance premiums to maintain coverage. Age-adjusted costs may exceed group insurance premiums thus creating an age-subsidy or benefit that forms the basis for the valuation. The plan is identifiable as a single-employer plan. There are 132 total active employees and 4 retirees who are participating in the plan as of July 1, 2019, the census date used for the actuarial valuation.

Funding policy: Costs under the College's group insurance program are paid from general operating assets on a pay-as-you-go basis. This arrangement does not qualify as an "OPEB Plan" under GASB requirements and thus these assets may not be reported as an offset to GASB liabilities. The Board has the authority for establishing and amending the funding policy.

Total OPEB Liability: The College's total OPEB liability of \$1,628,855 was measured as of June 30, 2020, and was determined by an actuarial valuation as of that date.

Actuarial Assumptions and Other Inputs: The total OPEB liability in the June 30, 2020 actuarial valuation was determined using the following actuarial assumptions and other inputs, applied to all periods included in the measurement, unless otherwise specified:

Valuation Date	July 1, 2019
Measurement Date (End of Year)	June 30, 2020
Reporting Date	June 30, 2020
Discount Rate	2.6% (Measurement Date) 3.0% (Year Preceding Measurement Date)
Salary Scale	2.0%
Actuarial Cost Method	Entry Age - Level Percent-of-Pay
Health Care Cost Trend Rates	6.5% decreasing 0.5% per year until 2021 and 0.25 % per year until reaching an ultimate trend rate of 4.5%

The average of the S&P Municipal Bond 20 Year High Grade and Fidelity GO AA-20 Year published yields was evaluated to determine the discount rate. The selected rates are 3.0% (beginning-of-year measurement) and 2.6% (end-of-year measurement).

The assumed mortality was changed to the Society of Actuaries Pub-2010 Public Retirement Plans Headcount-Weighted General Mortality Tables using Scale MP-2019 Full Generational Improvement.

14. OTHER POST EMPLOYMENT BENEFITS (Continued)

Annual OPEB cost and net OPEB obligation:

Net OPEB Liability	
I. Total OPEB Liability	\$ 1,628,855
II. Plan Fiduciary Net Position (Trust Assets)	<u>0</u>
III. Net OPEB Liability at June 30, 2020 (I minus II)	<u>\$ 1,628,855</u>
OPEB Liability Changes	
Total OPEB Liability – Beginning of Year	\$ 1,639,562
1. Service Cost	103,198
2. Interest Cost	51,098
3. Changes in Benefit Terms	0
4. Differences between actual and expected experience	68,151
5. Changes in assumptions and inputs	(154,154)
6. Employer Contributions (Benefit Payments)	<u>79,000</u>
Net Changes (1 + 2 + 3 + 4 + 5 – 6)	<u>(10,707)</u>
Total OPEB Liability – End of Year	<u>\$ 1,628,855</u>
OPEB Expense – Fiscal Year 2017-18	
1. Service Cost	\$ 103,198
2. Interest on Total OPEB Liability	51,098
3. Differences between expected and actual experience	0
4. Changes of assumptions and inputs	47,996
5. Changes in Benefit Terms	(14,525)
6. Projected earnings on OPEB plan investments	0
7. Differences between projected & actual earnings on OPEB investments	<u>0</u>
OPEB Expense (1 + 2 + 3 + 4 + 5 - 6+7)	<u>\$ 187,767</u>
OPEB Liability as a percentage of payroll	
Total OPEB Liability	\$ 1,628,855
Payroll *	5,620,553
Percent of Payroll	28.98%

* Annualized pay as of July 1, 2019 of active employees included in the valuation

14. OTHER POST EMPLOYMENT BENEFITS (Continued)

Sensitivity of Total OPEB Liability to changes in the Discount Rate

	1% Decrease 1.6%	Current Single Discount Rate Assumption 2.6%	1% Increase 3.6%
Total OPEB Liability	1,748,939	1,628,855	1,518,226
Increase/(Decrease) from Baseline	120,084		(110,629)

Sensitivity of Total OPEB Liability to changes in Healthcare Cost Trend Rate

	1% Decrease	Current Trend Assumption	1% Increase
Total OPEB Liability	1,468,355	1,628,855	1,795,592
Increase/(Decrease) from Baseline	(142,500)		166,737

Deferred Outflows and Inflows of Resources: The accumulated amount of Deferred Outflows and Inflows of Resources as of June 30, 2020 are shown below.

Category	Deferred Outflows of Resources	Deferred Inflow of Resources
Differences between expected and actual experience	580,293	0
Changes in Assumptions	10,281	183,192
Contributions Subsequent to Measurement Date (1)	0	0

(1) Expected Employer Contributions between Measurement date and Reporting date – Does not apply.

Amounts reported as deferred outflows / inflows of resources related to OPEB will be recognized as an expense / (income) item in OPEB expense as follows:

Fiscal Year Ending	Amount
2021	\$ 33,471
2022	33,471
2023	33,471
2024	33,471
2025	33,471
2026 & Thereafter	240,027

Average Expected Remaining Service Life: 12.17 years

15. COMPENSATED ABSENCES

Full-time administrators earn vacation time according to the following schedule:

- 12-month contracts: 20 workdays per year
- 11-month contracts: 10 workdays per year
- Less than 11-month contracts: no vacation time is earned

Vacation time can be accumulated until it reaches 1.5 times the scheduled time. In no case shall accumulated vacation exceed 30 workdays in one contract year.

Less than full-time administrators shall earn vacation on the schedule but prorated to the percentage the contract is of a full-time contract.

Full-time support staff personnel earn vacation hours based upon the following schedule:

- 0 to 6 years of service – 80 hours annually
- 7 to 14 years of service – 120 hours annually
- 15 and over years of service – 160 hours annually

Less than full-time support staff shall earn vacation on the schedule but prorated to the percentage of hours worked to 2,088 hours.

The provision for and accumulation of sick leave is based upon employment classification and years of service. Employees are not paid for accumulated sick leave upon termination.

The College accrues a liability for compensated absences which meet the following criteria:

1. The College's obligation relating to employees' rights to receive compensation for future absences is attributable to employees' services already rendered.
2. The obligation relates to rights that vest or accumulate.
3. Payment of the compensation is probable.
4. The amount can be reasonably estimated.

In accordance with the above criteria, the College has accrued a liability for vacation and not recorded a liability for sick leave which has been earned, but not taken, inasmuch as the amount cannot be reasonably.

16. CONTINGENT LIABILITIES

Amounts received or receivable from grantor agencies are subject to audit and adjustment by grantor agencies, principally the federal government. Any disallowed claims, including amounts already collected, may constitute a liability of the applicable funds. The amount, if any, of expenditures which may be disallowed by the grantor cannot be determined at this time, although the College expects such amounts, if any, to be immaterial.

17. RISK MANAGEMENT

The College is exposed to various risks of loss related to torts; theft of, damage to, or destruction of assets; errors and omissions; injuries to employee; employees' health and life; and natural disasters. The College manages these risks of loss through the purchase of insurance policies.

18. CONCENTRATION OF RISK

Component Unit:

63.53% of the Foundation's monies are invested in equities in the stock market. The effect in the future on the Foundation's equity portfolio is unknown and is subject to market economic conditions.

19. NON CASH CONTRIBUTIONS

Component Unit:

The Foundation receives non cash contributions from College in the form of services and materials. Amounts contributed have been shown in contributions and reflected in the management and general expense in the amount of \$88,770.65 for contributions of time, supplies, and space that the College pays on the Foundation's behalf and qualifies under generally accepted accounting principles (GAAP) for the year ended June 30, 2020. The Foundation has also received non cash donations of for the annual auction of \$2,057.00 that has been shown as contributions and reflected in fundraising expense in the financial statements for the year ended June 30, 2020.

20. RELATED PARTY TRANSACTIONS

The Foundation was formed to promote and foster the educational purposes of the Cloud County Community College, and to create a fund to be used for any program, project, or enterprise undertaken in the interest of the College. The Foundation acts largely as a fund raising organization, soliciting, receiving, managing and disbursing contributions on behalf of the College. Most of the contributions received are designated by the donors to be used for specific purposes or by specific departments. In these instances, the Foundation serves essentially as a conduit. Contributions that are not designated are used where the need is considered greatest, as determined by the Foundation's board of directors. The Foundation disbursed to the College for scholarships for the year ended June 30, 2020, \$406,729.47. The Foundation disbursed on behalf of the College through its activity funds for the year ended June 30, 2020, \$507,279.39. The College disbursed on behalf of the Foundation donated services and facilities, as discussed in footnote 19, for the year ended June 30, 2020, \$88,770.65.

21. INTERFUND TRANSFERS

Operating transfers were as follows:

<u>From Fund:</u>	<u>To Fund:</u>	<u>Reason</u>	<u>Amount</u>
Capital Outlay	Turbine Refurbishment	Trustee Reserves	\$ 10,000.00
Campus Housing	Revenue Bonds	Debt Payments	211,902.58
Bookstore	Revenue Bonds	Debt Payments	104,369.92

Transfers are used to (1) move revenues from the fund that statute or budget requires to collect them to the fund that statute or budget requires to expend them, and (2) use unrestricted revenue collected in the general fund to finance various programs accounted for in other funds in accordance with budgetary authorizations.

22. COMMITMENTS

The College has committed to donate \$50,000.00 per year over the next three years, not to exceed \$250,000.00 or 50% of the project, whichever is less, to the Unified School District #333 to assist with financing the construction of a track facility beginning once the construction of the track is complete.

23. SUBSEQUENT EVENTS

The College evaluated events and transactions occurring subsequent to June 30, 2020, there were no subsequent events requiring recognition in the financial statements. Additionally, there were no nonrecognized subsequent events requiring disclosure. However, in recent months, the novel coronavirus “COVID-19” pandemic in the United States has resulted in school buildings being closed, activities canceled and the temporary closure of operating hours for the offices. There is unprecedented uncertainty surrounding the duration of the pandemic, its potential economic ramifications, and any government actions to mitigate them. Accordingly, while management cannot quantify the financial and other impact to the College as of the date of this report, management believes that a material impact on the College’s financial position and results of future operations is reasonably possible.

**REQUIRED
SUPPLEMENTARY INFORMATION**

Schedule 1

CLOUD COUNTY COMMUNITY COLLEGE
 Concordia, Kansas
 Schedule of Funding Progress
 For the Year Ended June 30, 2020*

* This schedule is to be built prospectively until it contains ten years of data

	06/30/2018	06/30/2019	06/30/2020
OPEB Liability Changes			
Total OPEB Liability - Beginning of Year	\$ 1,537,268	\$ 1,637,709	\$ 1,639,562
1. Service Cost	101,463	106,847	103,198
2. Interest Cost	54,544	56,630	51,098
3. Changes in Benefit Terms	-	-	-
4. Difference between actual and expected experience	-	(56,292)	68,151
5. Changes in assumptions and inputs	13,434	(48,332)	(154,154)
6. Employer Contributions (Benefit Payments)	69,000	57,000	79,000
Net Changes (1+2+3+4+5-6)	100,441	1,853	(10,707)
Total OPEB Liability - End of Year	1,637,709	1,639,562	1,628,855
OPEB Liability as a percentage of payroll			
Total OPEB Liability	1,637,709	1,639,562	1,628,855
Payroll	5,748,292	5,748,292	^5,620,553
Percent of Payroll	28.5%	28.5%	29.0%
^Annualized pay as of July 1, 2019 of active employees included in the valuation			

NOTES TO REQUIRED SUPPLEMENTARY INFORMATION:

Funding policy: Costs under the College's group insurance program are paid from general operating assets on a pay-as-you-go basis, not assets are accumulated to pay related benefits

Changes in Assumptions: Changes in assumptions or other inputs reflect a change in the discount rate from 3.0% (beginning-of-year measurement) to 2.6% (end-of-year measurement)

SUPPLEMENTARY INFORMATION

CLOUD COUNTY COMMUNITY COLLEGE
 Concordia, Kansas
 Combining Schedule of Net Position - Primary Institution
 June 30, 2020

	GENERAL	POSTSECONDARY TECHNICAL EDUCATION	ADULT EDUCATION	ADULT SUPPLEMENTAL EDUCATION	BOOKSTORE	HOUSING
ASSETS						
Current Assets						
Cash and Cash Equivalents	\$ 1,858,689.43	\$ 9,007.26	\$ 1,301.55	\$ 154,343.57	\$ 1,162,197.20	\$ 2,253,772.25
Receivables - Taxes in Process	198,627.00	-	-	-	-	-
Receivables - Federal	-	-	-	-	-	-
Receivables - Other Receivables	141,069.92	-	-	-	43,083.44	-
Inventories	-	-	-	-	227,231.40	-
Total Current Assets	<u>2,198,386.35</u>	<u>9,007.26</u>	<u>1,301.55</u>	<u>154,343.57</u>	<u>1,432,512.04</u>	<u>2,253,772.25</u>
Noncurrent Assets						
Cash and Cash Equivalents	-	-	-	-	-	-
Receivables - Taxes in Process	-	-	-	-	-	-
Capital Assets	-	-	-	-	-	-
Accumulated Depreciation	-	-	-	-	-	-
Total Noncurrent Assets	<u>-</u>	<u>-</u>	<u>-</u>	<u>-</u>	<u>-</u>	<u>-</u>
TOTAL ASSETS	<u>2,198,386.35</u>	<u>9,007.26</u>	<u>1,301.55</u>	<u>154,343.57</u>	<u>1,432,512.04</u>	<u>2,253,772.25</u>
DEFERRED OUTFLOWS OF RESOURCES						
Pension Related Deferred Outflows	590,574.00	-	-	-	-	-
LIABILITIES						
Current Liabilities						
Accounts Payable	44,896.93	8,109.58	-	-	17,377.59	12,719.95
Accrued Wages	78,289.09	-	-	-	-	15,493.11
Accrued Interest	-	-	-	-	-	-
Deferred Revenue	198,627.00	-	-	-	-	-
Compensated Absences	291,880.00	8,867.99	-	-	5,048.96	11,403.41
Deposits Held in Custody for Others	-	-	-	-	-	-
Total Current Liabilities	<u>613,693.02</u>	<u>16,977.57</u>	<u>-</u>	<u>-</u>	<u>22,426.55</u>	<u>39,616.47</u>
Noncurrent Liabilities						
Capital Lease Payable	-	-	-	-	-	-
OPEB Obligations	1,628,855.00	-	-	-	-	-
Total Noncurrent Liabilities	<u>1,628,855.00</u>	<u>-</u>	<u>-</u>	<u>-</u>	<u>-</u>	<u>-</u>
TOTAL LIABILITIES	<u>2,242,548.02</u>	<u>16,977.57</u>	<u>-</u>	<u>-</u>	<u>22,426.55</u>	<u>39,616.47</u>
DEFERRED INFLOWS OF RESOURCES						
Pension Related Deferred Inflows	183,192.00	-	-	-	-	-
NET POSITION						
Investment in capital assets, net of related debt	-	-	-	-	-	-
Unrestricted	363,220.33	(7,970.31)	1,301.55	154,343.57	1,410,085.49	2,214,155.78
TOTAL NET POSITION	<u>\$ 363,220.33</u>	<u>\$ (7,970.31)</u>	<u>\$ 1,301.55</u>	<u>\$ 154,343.57</u>	<u>\$ 1,410,085.49</u>	<u>\$ 2,214,155.78</u>

CLOUD COUNTY COMMUNITY COLLEGE
 Concordia, Kansas
 Combining Schedule of Net Position - Primary Institution
 June 30, 2020

	FOOD SERVICE	FACILITY FEE	SCHOLARSHIPS	CHILDREN'S CENTER	BUILDING DEVELOPMENT	CAMPUS PATROL
ASSETS						
Current Assets						
Cash and Cash Equivalents	\$ 176,837.29	\$ 58,597.30	\$ 1,290,912.04	\$ 48,647.34	\$ 128,139.32	\$ 5,260.18
Receivables - Taxes in Process	-	-	-	-	-	-
Receivables - Federal	-	-	-	-	-	-
Receivables - Other Receivables	-	-	-	548.49	-	-
Inventories	-	-	-	-	-	-
Total Current Assets	<u>176,837.29</u>	<u>58,597.30</u>	<u>1,290,912.04</u>	<u>49,195.83</u>	<u>128,139.32</u>	<u>5,260.18</u>
Noncurrent Assets						
Cash and Cash Equivalents	-	-	-	-	-	-
Receivables - Taxes in Process	-	-	-	-	-	-
Capital Assets	-	-	-	-	-	-
Accumulated Depreciation	-	-	-	-	-	-
Total Noncurrent Assets	<u>-</u>	<u>-</u>	<u>-</u>	<u>-</u>	<u>-</u>	<u>-</u>
TOTAL ASSETS	<u>176,837.29</u>	<u>58,597.30</u>	<u>1,290,912.04</u>	<u>49,195.83</u>	<u>128,139.32</u>	<u>5,260.18</u>
DEFERRED OUTFLOWS OF RESOURCES						
Pension Related Deferred Outflows	-	-	-	-	-	-
LIABILITIES						
Current Liabilities						
Accounts Payable	-	-	-	357.82	-	-
Accrued Wages	-	-	-	6,643.25	-	-
Accrued Interest	-	-	-	-	-	-
Deferred Revenue	-	-	-	-	-	-
Compensated Absences	-	-	-	7,554.31	-	-
Deposits Held in Custody for Others	-	-	-	-	-	-
Total Current Liabilities	<u>-</u>	<u>-</u>	<u>-</u>	<u>14,555.38</u>	<u>-</u>	<u>-</u>
Noncurrent Liabilities						
Capital Lease Payable	-	-	-	-	-	-
OPEB Obligations	-	-	-	-	-	-
Total Noncurrent Liabilities	<u>-</u>	<u>-</u>	<u>-</u>	<u>-</u>	<u>-</u>	<u>-</u>
TOTAL LIABILITIES	<u>-</u>	<u>-</u>	<u>-</u>	<u>14,555.38</u>	<u>-</u>	<u>-</u>
DEFERRED INFLOWS OF RESOURCES						
Pension Related Deferred Inflows	-	-	-	-	-	-
NET POSITION						
Investment in capital assets, net of related debt	-	-	-	-	-	-
Unrestricted	176,837.29	58,597.30	1,290,912.04	34,640.45	128,139.32	5,260.18
TOTAL NET POSITION	<u>\$ 176,837.29</u>	<u>\$ 58,597.30</u>	<u>\$ 1,290,912.04</u>	<u>\$ 34,640.45</u>	<u>\$ 128,139.32</u>	<u>\$ 5,260.18</u>

CLOUD COUNTY COMMUNITY COLLEGE
 Concordia, Kansas
 Combining Schedule of Net Position - Primary Institution
 June 30, 2020

	LAUNDRY	CONTINGENCY	TRUSTEE DISCRETIONARY	HEALTH INSURANCE RESERVE	FEDERAL PELL GRANTS	FEDERAL DIRECT LOANS
ASSETS						
Current Assets						
Cash and Cash Equivalents	\$ 68,308.89	\$ 50,000.00	\$ 42,064.28	\$ 343,497.36	\$ -	\$ -
Receivables - Taxes in Process	-	-	-	-	-	-
Receivables - Federal	-	-	-	-	9,086.00	1,644.00
Receivables - Other Receivables	-	-	-	-	-	-
Inventories	-	-	-	-	-	-
Total Current Assets	<u>68,308.89</u>	<u>50,000.00</u>	<u>42,064.28</u>	<u>343,497.36</u>	<u>9,086.00</u>	<u>1,644.00</u>
Noncurrent Assets						
Cash and Cash Equivalents	-	-	-	-	-	-
Receivables - Taxes in Process	-	-	-	-	-	-
Capital Assets	-	-	-	-	-	-
Accumulated Depreciation	-	-	-	-	-	-
Total Noncurrent Assets	<u>-</u>	<u>-</u>	<u>-</u>	<u>-</u>	<u>-</u>	<u>-</u>
TOTAL ASSETS	<u>68,308.89</u>	<u>50,000.00</u>	<u>42,064.28</u>	<u>343,497.36</u>	<u>9,086.00</u>	<u>1,644.00</u>
DEFERRED OUTFLOWS OF RESOURCES						
Pension Related Deferred Outflows	-	-	-	-	-	-
LIABILITIES						
Current Liabilities						
Accounts Payable	-	-	6,437.30	-	9,086.00	1,644.00
Accrued Wages	-	-	-	-	-	-
Accrued Interest	-	-	-	-	-	-
Deferred Revenue	-	-	-	-	-	-
Compensated Absences	-	-	-	-	-	-
Deposits Held in Custody for Others	-	-	-	-	-	-
Total Current Liabilities	<u>-</u>	<u>-</u>	<u>6,437.30</u>	<u>-</u>	<u>9,086.00</u>	<u>1,644.00</u>
Noncurrent Liabilities						
Capital Lease Payable	-	-	-	-	-	-
OPEB Obligations	-	-	-	-	-	-
Total Noncurrent Liabilities	<u>-</u>	<u>-</u>	<u>-</u>	<u>-</u>	<u>-</u>	<u>-</u>
TOTAL LIABILITIES	<u>-</u>	<u>-</u>	<u>6,437.30</u>	<u>-</u>	<u>9,086.00</u>	<u>1,644.00</u>
DEFERRED INFLOWS OF RESOURCES						
Pension Related Deferred Inflows	-	-	-	-	-	-
NET POSITION						
Investment in capital assets, net of related debt	-	-	-	-	-	-
Unrestricted	68,308.89	50,000.00	35,626.98	343,497.36	-	-
TOTAL NET POSITION	<u>\$ 68,308.89</u>	<u>\$ 50,000.00</u>	<u>\$ 35,626.98</u>	<u>\$ 343,497.36</u>	<u>\$ -</u>	<u>\$ -</u>

CLOUD COUNTY COMMUNITY COLLEGE
 Concordia, Kansas
 Combining Schedule of Net Position - Primary Institution
 June 30, 2020

	FEDERAL SEOG GRANTS	FEDERAL WORK STUDY	BOARD OF REGENTS NURSING GRANT	STATE ENERGY SECTOR PARTNERSHIP TRAINING GRANT	CARES ACT HEERF GRANT	CARES ACT SPARKS GRANT
ASSETS						
Current Assets						
Cash and Cash Equivalents	\$ -	\$ -	\$ (6,289.80)	\$ (10,000.00)	\$ (390,050.18)	\$ (45,374.62)
Receivables - Taxes in Process	-	-	-	-	-	-
Receivables - Federal	-	-	-	-	390,050.18	45,374.62
Receivables - Other Receivables	-	-	6,289.80	10,000.00	-	-
Inventories	-	-	-	-	-	-
Total Current Assets	-	-	(0.00)	-	-	-
Noncurrent Assets						
Cash and Cash Equivalents	-	-	-	-	-	-
Receivables - Taxes in Process	-	-	-	-	-	-
Capital Assets	-	-	-	-	-	-
Accumulated Depreciation	-	-	-	-	-	-
Total Noncurrent Assets	-	-	-	-	-	-
TOTAL ASSETS	-	-	(0.00)	-	-	-
DEFERRED OUTFLOWS OF RESOURCES						
Pension Related Deferred Outflows	-	-	-	-	-	-
LIABILITIES						
Current Liabilities						
Accounts Payable	-	-	-	-	-	-
Accrued Wages	-	-	-	-	-	-
Accrued Interest	-	-	-	-	-	-
Deferred Revenue	-	-	-	-	-	-
Compensated Absences	-	-	-	-	-	-
Deposits Held in Custody for Others	-	-	-	-	-	-
Total Current Liabilities	-	-	-	-	-	-
Noncurrent Liabilities						
Capital Lease Payable	-	-	-	-	-	-
OPEB Obligations	-	-	-	-	-	-
Total Noncurrent Liabilities	-	-	-	-	-	-
TOTAL LIABILITIES	-	-	-	-	-	-
DEFERRED INFLOWS OF RESOURCES						
Pension Related Deferred Inflows	-	-	-	-	-	-
NET POSITION						
Investment in capital assets, net of related debt	-	-	-	-	-	-
Unrestricted	-	-	-	-	-	-
TOTAL NET POSITION	\$ -	\$ -	\$ -	\$ -	\$ -	\$ -

CLOUD COUNTY COMMUNITY COLLEGE
 Concordia, Kansas
 Combining Schedule of Net Position - Primary Institution
 June 30, 2020

	KACCRRRA YOUTH GRANT	ENERGYNET	CARL PERKINS PROGRAM IMPROVEMENT GRANT	TRIO- STUDENT SUPPORT SERVICES GRANT	CLOUD COUNTY COMMUNITY COLLEGE ACTIVITY	CAPITAL OUTLAY
ASSETS						
Current Assets						
Cash and Cash Equivalents	\$ (2,050.14)	\$ -	\$ -	\$ -	\$ 1,826,540.00	\$ -
Receivables - Taxes in Process	-	-	-	-	-	-
Receivables - Federal	2,050.14	-	-	-	-	-
Receivables - Other Receivables	-	-	-	-	-	-
Inventories	-	-	-	-	-	-
Total Current Assets	-	-	-	-	1,826,540.00	-
Noncurrent Assets						
Cash and Cash Equivalents	-	-	-	-	-	675,542.77
Receivables - Taxes in Process	-	-	-	-	-	38,388.00
Capital Assets	-	-	-	-	-	-
Accumulated Depreciation	-	-	-	-	-	-
Total Noncurrent Assets	-	-	-	-	-	713,930.77
TOTAL ASSETS	-	-	-	-	1,826,540.00	713,930.77
DEFERRED OUTFLOWS OF RESOURCES						
Pension Related Deferred Outflows	-	-	-	-	-	-
LIABILITIES						
Current Liabilities						
Accounts Payable	-	-	5,450.00	-	14,848.84	-
Accrued Wages	-	-	-	-	-	-
Accrued Interest	-	-	-	-	-	-
Deferred Revenue	-	-	-	-	-	38,388.00
Compensated Absences	-	-	-	-	-	-
Deposits Held in Custody for Others	-	-	-	-	-	-
Total Current Liabilities	-	-	5,450.00	-	14,848.84	38,388.00
Noncurrent Liabilities						
Capital Lease Payable	-	-	-	-	-	-
OPEB Obligations	-	-	-	-	-	-
Total Noncurrent Liabilities	-	-	-	-	-	-
TOTAL LIABILITIES	-	-	5,450.00	-	14,848.84	38,388.00
DEFERRED INFLOWS OF RESOURCES						
Pension Related Deferred Inflows	-	-	-	-	-	-
NET POSITION						
Investment in capital assets, net of related debt	-	-	-	-	-	-
Unrestricted	-	-	(5,450.00)	-	1,811,691.16	675,542.77
TOTAL NET POSITION	\$ -	\$ -	\$ (5,450.00)	\$ -	\$ 1,811,691.16	\$ 675,542.77

CLOUD COUNTY COMMUNITY COLLEGE
 Concordia, Kansas
 Combining Schedule of Net Position - Primary Institution
 June 30, 2020

	TURBINE REFURBISHMENT	REVENUE BONDS	INVESTMENT IN PLANT	AGENCY FUNDS	TOTALS - PRIMARY INSTITUTION
ASSETS					
Current Assets					
Cash and Cash Equivalents	\$ -	\$ 386,310.66	\$ -	\$ 34,069.21	\$ 9,444,730.39
Receivables - Taxes in Process	-	-	-	-	198,627.00
Receivables - Federal	-	-	-	-	448,204.94
Receivables - Other Receivables	-	-	-	-	200,991.65
Inventories	-	-	-	-	227,231.40
Total Current Assets	-	386,310.66	-	34,069.21	10,519,785.38
Noncurrent Assets					
Cash and Cash Equivalents	22,115.21	-	-	-	697,657.98
Receivables - Taxes in Process	-	-	-	-	38,388.00
Capital Assets	-	-	25,661,390.21	-	25,661,390.21
Accumulated Depreciation	-	-	(14,255,670.61)	-	(14,255,670.61)
Total Noncurrent Assets	22,115.21	-	11,405,719.60	-	12,141,765.58
TOTAL ASSETS	22,115.21	386,310.66	11,405,719.60	34,069.21	22,661,550.96
DEFERRED OUTFLOWS OF RESOURCES					
Pension Related Deferred Outflows	-	-	-	-	590,574.00
LIABILITIES					
Current Liabilities					
Accounts Payable	-	-	-	-	120,928.01
Accrued Wages	-	-	-	-	100,425.45
Accrued Interest	-	20,689.66	-	-	20,689.66
Deferred Revenue	-	-	-	-	237,015.00
Compensated Absences	-	-	-	-	324,754.67
Deposits Held in Custody for Others	-	-	-	34,069.21	34,069.21
Total Current Liabilities	-	20,689.66	-	34,069.21	837,882.00
Noncurrent Liabilities					
Capital Lease Payable	-	-	3,753,159.70	-	3,753,159.70
OPEB Obligations	-	-	-	-	1,628,855.00
Total Noncurrent Liabilities	-	-	3,753,159.70	-	5,382,014.70
TOTAL LIABILITIES	-	20,689.66	3,753,159.70	34,069.21	6,219,896.70
DEFERRED INFLOWS OF RESOURCES					
Pension Related Deferred Inflows	-	-	-	-	183,192.00
NET POSITION					
Investment in capital assets, net of related debt	-	-	7,652,559.90	-	7,652,559.90
Unrestricted	22,115.21	365,621.00	-	-	9,196,476.36
TOTAL NET POSITION	\$ 22,115.21	\$ 365,621.00	\$ 7,652,559.90	\$ -	\$ 16,849,036.26

CLOUD COUNTY COMMUNITY COLLEGE

Concordia, Kansas

Combining Schedule of Revenues, Expenses, and Changes in Net Position - Primary Institution
For the Year Ended June 30, 2020

	GENERAL	POSTSECONDARY TECHNICAL EDUCATION	ADULT EDUCATION	ADULT SUPPLEMENTAL EDUCATION	BOOKSTORE	HOUSING
REVENUES						
Operating Revenues						
Student Tuition and Fees	\$ 2,605,523.52	\$ 733,204.18	\$ -	\$ 31,644.47	\$ -	\$ -
Federal Grants and Contracts	-	-	68,982.20	-	-	-
State Grants and Contracts	941,450.82	-	50,279.55	-	-	-
Sales and Services of						
Auxiliary Enterprises	-	-	-	-	621,972.77	1,751,153.92
Activity Fund Revenues	-	-	-	-	-	-
Miscellaneous Income	33,804.15	-	34,271.00	-	-	-
Total Operating Revenues	<u>3,580,778.49</u>	<u>733,204.18</u>	<u>153,532.75</u>	<u>31,644.47</u>	<u>621,972.77</u>	<u>1,751,153.92</u>
EXPENSES						
Operating Expenses						
Educational and General						
Instruction	3,760,416.09	1,509,326.49	152,231.20	53,593.14	-	-
Academic Support	353,222.25	137,680.16	-	-	-	-
Student Services	1,958,339.71	106,127.96	-	-	-	-
Institutional Support	2,611,362.77	227,742.42	-	-	-	-
Operation and Maintenance	591,992.62	116,000.00	-	-	-	-
Scholarships and Awards	-	-	-	-	-	-
Depreciation Expense	-	-	-	-	-	-
Auxiliary Enterprises	-	-	-	-	635,475.15	1,013,123.17
Total Operating Expenses	<u>9,275,333.44</u>	<u>2,096,877.03</u>	<u>152,231.20</u>	<u>53,593.14</u>	<u>635,475.15</u>	<u>1,013,123.17</u>
Operating Income (Loss)	<u>(5,694,554.95)</u>	<u>(1,363,672.85)</u>	<u>1,301.55</u>	<u>(21,948.67)</u>	<u>(13,502.38)</u>	<u>738,030.75</u>
Nonoperating Revenues (Expenses)						
State Appropriations	3,069,883.00	1,364,522.00	-	-	-	-
County Appropriations	3,005,703.30	-	-	-	-	-
Federal Pell Grants	-	-	-	-	-	-
Interest Income	123,458.47	-	-	-	-	-
Debt Service	(89,185.10)	-	-	-	-	-
Gain (Loss) on Sale of Assets	-	-	-	-	-	-
Operating Transfers	-	-	-	-	(104,369.92)	(211,902.58)
Increase (Decrease) in Net Position	415,304.72	849.15	1,301.55	(21,948.67)	(117,872.30)	526,128.17
Net Position - Beginning of Year	(52,084.39)	(8,819.46)	-	176,292.24	1,527,957.79	1,688,027.61
Net Position - End of Year	<u>\$ 363,220.33</u>	<u>\$ (7,970.31)</u>	<u>\$ 1,301.55</u>	<u>\$ 154,343.57</u>	<u>\$ 1,410,085.49</u>	<u>\$ 2,214,155.78</u>

CLOUD COUNTY COMMUNITY COLLEGE

Concordia, Kansas

Combining Schedule of Revenues, Expenses, and Changes in Net Position - Primary Institution
For the Year Ended June 30, 2020

	FOOD SERVICE	FACILITY FEE	SCHOLARSHIPS	CHILDREN'S CENTER	BUILDING DEVELOPMENT	CAMPUS PATROL
REVENUES						
Operating Revenues						
Student Tuition and Fees	\$ -	\$ -	\$ 883,322.32	\$ -	\$ 72,708.00	\$ -
Federal Grants and Contracts	-	-	-	5,888.56	-	-
State Grants and Contracts	-	-	-	2,853.00	-	-
Sales and Services of Auxiliary Enterprises	56,345.42	42,420.00	-	94,282.31	-	99,180.00
Activity Fund Revenues	-	-	-	-	-	-
Miscellaneous Income	-	-	-	-	-	-
Total Operating Revenues	<u>56,345.42</u>	<u>42,420.00</u>	<u>883,322.32</u>	<u>103,023.87</u>	<u>72,708.00</u>	<u>99,180.00</u>
EXPENSES						
Operating Expenses						
Educational and General						
Instruction	-	-	-	-	-	-
Academic Support	-	-	-	-	-	-
Student Services	-	-	-	-	-	-
Institutional Support	-	-	-	-	-	-
Operation and Maintenance	-	-	-	-	-	-
Scholarships and Awards	-	-	840,897.90	-	-	-
Depreciation Expense	-	-	-	-	-	-
Auxiliary Enterprises	95,475.91	84,715.00	-	121,282.24	78,202.50	94,003.61
Total Operating Expenses	<u>95,475.91</u>	<u>84,715.00</u>	<u>840,897.90</u>	<u>121,282.24</u>	<u>78,202.50</u>	<u>94,003.61</u>
Operating Income (Loss)	<u>(39,130.49)</u>	<u>(42,295.00)</u>	<u>42,424.42</u>	<u>(18,258.37)</u>	<u>(5,494.50)</u>	<u>5,176.39</u>
Nonoperating Revenues (Expenses)						
State Appropriations	-	-	-	-	-	-
County Appropriations	-	-	-	-	-	-
Federal Pell Grants	-	-	-	-	-	-
Interest Income	-	-	-	-	-	-
Debt Service	-	-	-	-	-	-
Gain (Loss) on Sale of Assets	-	-	-	-	-	-
Operating Transfers	-	-	-	-	-	-
Increase (Decrease) in Net Position	(39,130.49)	(42,295.00)	42,424.42	(18,258.37)	(5,494.50)	5,176.39
Net Position - Beginning of Year	215,967.78	100,892.30	1,248,487.62	52,898.82	133,633.82	83.79
Net Position - End of Year	<u>\$ 176,837.29</u>	<u>\$ 58,597.30</u>	<u>\$ 1,290,912.04</u>	<u>\$ 34,640.45</u>	<u>\$ 128,139.32</u>	<u>\$ 5,260.18</u>

CLOUD COUNTY COMMUNITY COLLEGE

Concordia, Kansas

Combining Schedule of Revenues, Expenses, and Changes in Net Position - Primary Institution
For the Year Ended June 30, 2020

	LAUNDRY	CONTINGENCY	TRUSTEE DISCRETIONARY	HEALTH INSURANCE RESERVE	FEDERAL PELL GRANTS	FEDERAL DIRECT LOANS
REVENUES						
Operating Revenues						
Student Tuition and Fees	\$ -	\$ -	\$ -	\$ -	\$ -	\$ -
Federal Grants and Contracts	-	-	-	-	-	1,499,063.00
State Grants and Contracts	-	-	-	-	-	-
Sales and Services of Auxiliary Enterprises	3,548.84	-	-	-	-	-
Activity Fund Revenues	-	-	-	-	-	-
Miscellaneous Income	-	-	-	35,231.69	-	-
Total Operating Revenues	<u>3,548.84</u>	<u>-</u>	<u>-</u>	<u>35,231.69</u>	<u>-</u>	<u>1,499,063.00</u>
EXPENSES						
Operating Expenses						
Educational and General						
Instruction	-	-	-	-	-	-
Academic Support	-	-	-	-	-	-
Student Services	-	-	-	-	-	-
Institutional Support	-	-	-	-	-	-
Operation and Maintenance	-	-	-	-	-	-
Scholarships and Awards	-	-	-	-	2,099,728.00	1,499,063.00
Depreciation Expense	-	-	-	-	-	-
Auxiliary Enterprises	-	-	64,373.02	32,359.60	-	-
Total Operating Expenses	<u>-</u>	<u>-</u>	<u>64,373.02</u>	<u>32,359.60</u>	<u>2,099,728.00</u>	<u>1,499,063.00</u>
Operating Income (Loss)	<u>3,548.84</u>	<u>-</u>	<u>(64,373.02)</u>	<u>2,872.09</u>	<u>(2,099,728.00)</u>	<u>-</u>
Nonoperating Revenues (Expenses)						
State Appropriations	-	-	-	-	-	-
County Appropriations	-	-	-	-	-	-
Federal Pell Grants	-	-	-	-	2,099,728.00	-
Interest Income	-	-	-	-	-	-
Debt Service	-	-	-	-	-	-
Gain (Loss) on Sale of Assets	-	-	-	-	-	-
Operating Transfers	-	-	-	-	-	-
Increase (Decrease) in Net Position	3,548.84	-	(64,373.02)	2,872.09	-	-
Net Position - Beginning of Year	64,760.05	50,000.00	100,000.00	340,625.27	-	-
Net Position - End of Year	<u>\$ 68,308.89</u>	<u>\$ 50,000.00</u>	<u>\$ 35,626.98</u>	<u>\$ 343,497.36</u>	<u>\$ -</u>	<u>\$ -</u>

CLOUD COUNTY COMMUNITY COLLEGE

Concordia, Kansas

Combining Schedule of Revenues, Expenses, and Changes in Net Position - Primary Institution
For the Year Ended June 30, 2020

	FEDERAL SEOG GRANTS	FEDERAL WORK STUDY	BOARD OF REGENTS NURSING GRANT	STATE ENERGY SECTOR PARTNERSHIP TRAINING GRANT	CARES ACT HEERF GRANT	CARES ACT SPARKS GRANT
REVENUES						
Operating Revenues						
Student Tuition and Fees	\$ -	\$ -	\$ -	\$ -	\$ -	\$ -
Federal Grants and Contracts	48,633.00	77,673.15	-	-	792,468.93	45,374.62
State Grants and Contracts	-	-	38,781.84	10,000.00	-	-
Sales and Services of Auxiliary Enterprises	-	-	-	-	-	-
Activity Fund Revenues	-	-	-	-	-	-
Miscellaneous Income	-	-	-	-	-	-
Total Operating Revenues	<u>48,633.00</u>	<u>77,673.15</u>	<u>38,781.84</u>	<u>10,000.00</u>	<u>792,468.93</u>	<u>45,374.62</u>
EXPENSES						
Operating Expenses						
Educational and General						
Instruction	-	-	38,781.84	10,000.00	792,468.93	45,374.62
Academic Support	-	-	-	-	-	-
Student Services	-	-	-	-	-	-
Institutional Support	-	-	-	-	-	-
Operation and Maintenance	-	-	-	-	-	-
Scholarships and Awards	48,633.00	77,673.15	-	-	-	-
Depreciation Expense	-	-	-	-	-	-
Auxiliary Enterprises	-	-	-	-	-	-
Total Operating Expenses	<u>48,633.00</u>	<u>77,673.15</u>	<u>38,781.84</u>	<u>10,000.00</u>	<u>792,468.93</u>	<u>45,374.62</u>
Operating Income (Loss)	<u>-</u>	<u>-</u>	<u>-</u>	<u>-</u>	<u>-</u>	<u>-</u>
Nonoperating Revenues (Expenses)						
State Appropriations	-	-	-	-	-	-
County Appropriations	-	-	-	-	-	-
Federal Pell Grants	-	-	-	-	-	-
Interest Income	-	-	-	-	-	-
Debt Service	-	-	-	-	-	-
Gain (Loss) on Sale of Assets	-	-	-	-	-	-
Operating Transfers	-	-	-	-	-	-
Increase (Decrease) in Net Position	-	-	-	-	-	-
Net Position - Beginning of Year	-	-	-	-	-	-
Net Position - End of Year	<u>\$ -</u>	<u>\$ -</u>	<u>\$ -</u>	<u>\$ -</u>	<u>\$ -</u>	<u>\$ -</u>

CLOUD COUNTY COMMUNITY COLLEGE

Concordia, Kansas

Combining Schedule of Revenues, Expenses, and Changes in Net Position - Primary Institution
For the Year Ended June 30, 2020

	KACCRRRA YOUTH GRANT	ENERGYNET	CARL PERKINS PROGRAM IMPROVEMENT GRANT	TRIO- STUDENT SUPPORT SERVICES GRANT	COMMUNITY COLLEGE ACTIVITY	CAPITAL OUTLAY
REVENUES						
Operating Revenues						
Student Tuition and Fees	\$ -	\$ -	\$ -	\$ -	\$ -	\$ -
Federal Grants and Contracts	33,166.38	-	68,755.70	254,213.05	-	-
State Grants and Contracts	-	-	-	-	-	-
Sales and Services of Auxiliary Enterprises	-	-	-	-	-	-
Activity Fund Revenues	-	-	-	-	1,931,970.32	-
Miscellaneous Income	-	60,000.00	-	-	-	-
Total Operating Revenues	<u>33,166.38</u>	<u>60,000.00</u>	<u>68,755.70</u>	<u>254,213.05</u>	<u>1,931,970.32</u>	<u>-</u>
EXPENSES						
Operating Expenses						
Educational and General						
Instruction	33,166.38	64,220.13	-	254,213.05	1,468,805.92	-
Academic Support	-	-	74,205.70	-	-	-
Student Services	-	-	-	-	-	-
Institutional Support	-	-	-	-	-	-
Operation and Maintenance	-	-	-	-	-	212,105.27
Scholarships and Awards	-	-	-	-	-	-
Depreciation Expense	-	-	-	-	-	-
Auxiliary Enterprises	-	-	-	-	-	-
Total Operating Expenses	<u>33,166.38</u>	<u>64,220.13</u>	<u>74,205.70</u>	<u>254,213.05</u>	<u>1,468,805.92</u>	<u>212,105.27</u>
Operating Income (Loss)	<u>-</u>	<u>(4,220.13)</u>	<u>(5,450.00)</u>	<u>-</u>	<u>463,164.40</u>	<u>(212,105.27)</u>
Nonoperating Revenues (Expenses)						
State Appropriations	-	-	-	-	-	-
County Appropriations	-	-	-	-	-	469,165.33
Federal Pell Grants	-	-	-	-	-	-
Interest Income	-	-	-	-	-	-
Debt Service	-	-	-	-	-	(259,101.10)
Gain (Loss) on Sale of Assets	-	-	-	-	-	-
Operating Transfers	-	-	-	-	-	(10,000.00)
Increase (Decrease) in Net Position	-	(4,220.13)	(5,450.00)	-	463,164.40	(12,041.04)
Net Position - Beginning of Year	-	4,220.13	-	-	1,348,526.76	687,583.81
Net Position - End of Year	<u>\$ -</u>	<u>\$ -</u>	<u>\$ (5,450.00)</u>	<u>\$ -</u>	<u>\$ 1,811,691.16</u>	<u>\$ 675,542.77</u>

CLOUD COUNTY COMMUNITY COLLEGE

Concordia, Kansas

Combining Schedule of Revenues, Expenses, and Changes in Net Position - Primary Institution
For the Year Ended June 30, 2020

	TURBINE REFURBISHMENT	REVENUE BONDS	INVESTMENT IN PLANT	SUB-TOTAL PRIMARY INSTITUTION	ELIMINATING INTER-COMPANY SCHOLARSHIPS	TOTALS - PRIMARY INSTITUTION
REVENUES						
Operating Revenues						
Student Tuition and Fees	\$ -	\$ -	\$ -	\$ 4,326,402.49	\$ (1,056,247.75)	\$ 3,270,154.74
Federal Grants and Contracts	-	-	-	2,894,218.59	(1,499,063.00)	1,395,155.59
State Grants and Contracts	-	-	-	1,043,365.21	-	1,043,365.21
Sales and Services of Auxiliary Enterprises	-	-	-	2,668,903.26	(1,136,100.03)	1,532,803.23
Activity Fund Revenues	-	-	-	1,931,970.32	-	1,931,970.32
Miscellaneous Income	-	-	-	163,306.84	-	163,306.84
Total Operating Revenues	-	-	-	13,028,166.71	(3,691,410.78)	9,336,755.93
EXPENSES						
Operating Expenses						
Educational and General						
Instruction	-	-	(15,510.00)	8,167,087.79	-	8,167,087.79
Academic Support	-	-	(48,104.00)	517,004.11	-	517,004.11
Student Services	-	-	-	2,064,467.67	-	2,064,467.67
Institutional Support	-	-	-	2,839,105.19	-	2,839,105.19
Operation and Maintenance	1,731.00	-	(278,016.02)	643,812.87	-	643,812.87
Scholarships and Awards	-	-	-	4,565,995.05	(3,691,410.78)	874,584.27
Depreciation Expense	-	-	1,003,296.26	1,003,296.26	-	1,003,296.26
Auxiliary Enterprises	-	-	(89,008.23)	2,130,001.97	-	2,130,001.97
Total Operating Expenses	1,731.00	-	572,658.01	21,930,770.91	(3,691,410.78)	18,239,360.13
Operating Income (Loss)	(1,731.00)	-	(572,658.01)	(8,902,604.20)	-	(8,902,604.20)
Nonoperating Revenues (Expenses)						
State Appropriations	-	-	-	4,434,405.00	-	4,434,405.00
County Appropriations	-	-	-	3,474,868.63	-	3,474,868.63
Federal Pell Grants	-	-	-	2,099,728.00	-	2,099,728.00
Interest Income	-	-	-	123,458.47	-	123,458.47
Debt Service	-	(138,818.08)	373,897.92	(113,206.36)	-	(113,206.36)
Gain (Loss) on Sale of Assets	-	-	(20,875.00)	(20,875.00)	-	(20,875.00)
Operating Transfers	10,000.00	316,272.50	-	-	-	-
Increase (Decrease) in Net Position	8,269.00	177,454.42	(219,635.09)	1,095,774.54	-	1,095,774.54
Net Position - Beginning of Year	13,846.21	188,166.58	7,872,194.99	15,753,261.72	-	15,753,261.72
Net Position - End of Year	\$ 22,115.21	\$ 365,621.00	\$ 7,652,559.90	\$ 16,849,036.26	\$ -	\$ 16,849,036.26

CLOUD COUNTY COMMUNITY COLLEGE
Concordia, Kansas

Schedule of Revenues, Expenditures, and
Changes in Unencumbered Cash – Budget and Actual

For the Year Ended June 30, 2020

Schedules 4 to 10 are prepared in accordance with Kansas cash basis and budget laws (Budget Basis), which differs from generally accepted accounting principles (GAAP Basis). Cash receipts are recognized when the cash balance of a fund is increased. For an interfund transaction, a cash receipt is recorded in the fund receiving the cash from another fund. Cash disbursements are recognized when the cash balance of a fund is decreased. For an interfund transaction, a cash disbursement is recorded in the fund in which the cash is transferred. Expenditures include cash disbursements, transfers, accounts payable and encumbrances – that is, commitments related to unperformed (executory) contracts for goods and services, and are usually evidenced by a purchase order or written contract.

CLOUD COUNTY COMMUNITY COLLEGE

Concordia, Kansas

Schedule of Revenues, Expenditures, and Changes
in Unencumbered Cash - Budget and Actual

Current Funds - Unrestricted

General Fund (Regulatory Basis)

For the Year Ended June 30, 2020

With Comparative Actual Amounts for the Year Ended June 30, 2019

	Prior Year Budget Basis	Current Year				Variance Over (Under)
		Actual GAAP Basis	Adjustments Budget Basis	Actual Budget Basis	Budget	
REVENUES						
Student Tuition and Fees						
In State	\$ 1,716,245.65	\$ 1,523,064.21	\$ (8,762.76)	\$ 1,514,301.45	\$ 2,055,955.00	\$ (541,653.55)
Out-of-State	512,831.00	599,833.06	-	599,833.06	-	599,833.06
Other Student Fees	356,889.00	482,626.25	-	482,626.25	345,000.00	137,626.25
Total Student Tuition and Fees	<u>2,585,965.65</u>	<u>2,605,523.52</u>	<u>(8,762.76)</u>	<u>2,596,760.76</u>	<u>2,400,955.00</u>	<u>195,805.76</u>
State Sources						
State Operating Grant	3,022,259.00	3,069,883.00	-	3,069,883.00	3,069,883.00	-
Other State Sources	16,573.00	941,450.82	(924,626.82)	16,824.00	-	16,824.00
Total State Sources	<u>3,038,832.00</u>	<u>4,011,333.82</u>	<u>(924,626.82)</u>	<u>3,086,707.00</u>	<u>3,069,883.00</u>	<u>16,824.00</u>
Local Sources						
Ad Valorem Tax	2,679,332.60	2,713,020.65	-	2,713,020.65	3,190,550.00	(477,529.35)
Motor Vehicle Tax	236,190.01	235,054.39	-	235,054.39	249,974.00	(14,919.61)
Recreational Vehicle	3,703.52	3,636.29	-	3,636.29	3,667.00	(30.71)
16/20 M Vehicle Tax	13,783.48	13,753.06	-	13,753.06	-	13,753.06
Vehicle Rental Excise Tax	48.22	75.36	-	75.36	-	75.36
Delinquent Tax	29,169.47	40,163.55	-	40,163.55	23,206.00	16,957.55
Total Local Sources	<u>2,962,227.30</u>	<u>3,005,703.30</u>	<u>-</u>	<u>3,005,703.30</u>	<u>3,467,397.00</u>	<u>(461,693.70)</u>
Other Sources						
Interest Income	207,241.23	123,458.47	-	123,458.47	210,000.00	(86,541.53)
Miscellaneous	35,704.34	33,804.15	-	33,804.15	900,000.00	(866,195.85)
Total Other Sources	<u>242,945.57</u>	<u>157,262.62</u>	<u>-</u>	<u>157,262.62</u>	<u>1,110,000.00</u>	<u>(952,737.38)</u>
TOTAL REVENUES	<u>8,829,970.52</u>	<u>9,779,823.26</u>	<u>(933,389.58)</u>	<u>8,846,433.68</u>	<u>10,048,235.00</u>	<u>(1,201,801.32)</u>

CLOUD COUNTY COMMUNITY COLLEGE
 Concordia, Kansas
 Schedule of Revenues, Expenditures, and Changes
 in Unencumbered Cash - Budget and Actual
 Current Funds - Unrestricted
 General Fund (Regulatory Basis)
 For the Year Ended June 30, 2020

With Comparative Actual Amounts for the Year Ended June 30, 2019

	Prior Year Budget Basis	Current Year				Variance Over (Under)
		Actual GAAP Basis	Adjustments Budget Basis	Actual Budget Basis	Budget	
EXPENDITURES						
Education and General						
Instruction	\$ 4,073,129.69	\$ 3,760,416.09	\$ 474,123.13	\$ 4,234,539.22	\$ 2,900,000.00	\$ 1,334,539.22
Academic Support	410,770.51	353,222.25	(5,783.10)	347,439.15	625,000.00	(277,560.85)
Student Services	1,828,546.96	1,958,339.71	8,906.52	1,967,246.23	2,300,000.00	(332,753.77)
Institutional Support	1,675,120.66	2,611,362.77	(920,698.68)	1,690,664.09	3,434,456.00	(1,743,791.91)
Operation and Maintenance	579,154.51	591,992.62	-	591,992.62	950,000.00	(358,007.38)
Scholarships and Awards	40,823.00	-	-	-	-	-
Debt Service						
Principal Payments	76,226.03	78,897.92	-	78,897.92	-	78,897.92
Interest Payments	12,959.07	10,287.18	-	10,287.18	-	10,287.18
Operating Transfer to:						
USDA Solar Energy Grant Fund	50,000.00	-	-	-	-	-
Trustee Discretionary Fund	100,000.00	-	-	-	-	-
TOTAL EXPENDITURES	8,846,730.43	9,364,518.54	(443,452.13)	8,921,066.41	10,209,456.00	(1,288,389.59)
Excess of Revenues Over (Under) Expenditures	(16,759.91)	415,304.72	(489,937.45)	(74,632.73)	(161,221.00)	86,588.27
Unencumbered Cash						
Beginning of Year	1,826,896.05	(52,084.39)	1,862,220.53	1,810,136.14	1,829,240.00	(19,103.86)
End of Year	<u>\$ 1,810,136.14</u>	<u>\$ 363,220.33</u>	<u>\$ 1,372,283.08</u>	<u>\$ 1,735,503.41</u>	<u>\$ 1,668,019.00</u>	<u>\$ 67,484.41</u>

CLOUD COUNTY COMMUNITY COLLEGE
 Concordia, Kansas
 Schedule of Revenues, Expenditures, and Changes
 in Unencumbered Cash - Budget and Actual
 Current Funds - Unrestricted
 Postsecondary Technical Education Fund (Regulatory Basis)
 For the Year Ended June 30, 2020
 With Comparative Actual Amounts for the Year Ended June 30, 2019

	Prior Year Budget Basis	Current Year				Variance Over (Under)
		Actual GAAP Basis	Adjustments Budget Basis	Actual Budget Basis	Budget	
REVENUES						
Student Tuition and Fees						
In State	\$ 741,686.53	\$ 733,204.18	\$ -	\$ 733,204.18	\$ 881,124.00	\$ (147,919.82)
State Sources						
State Operating Grant	1,346,073.00	1,364,522.00	-	1,364,522.00	1,364,522.00	-
TOTAL REVENUES	2,087,759.53	2,097,726.18	-	2,097,726.18	2,245,646.00	(147,919.82)
EXPENDITURES						
Education and General						
Instruction	1,505,508.76	1,509,326.49	(48.53)	1,509,277.96	1,165,646.00	343,631.96
Academic Support	134,611.44	137,680.16	-	137,680.16	150,000.00	(12,319.84)
Student Services	84,305.85	106,127.96	-	106,127.96	100,000.00	6,127.96
Institutional Support	248,333.48	227,742.42	-	227,742.42	700,000.00	(472,257.58)
Operation and Maintenance	115,000.00	116,000.00	-	116,000.00	130,000.00	(14,000.00)
TOTAL EXPENDITURES	2,087,759.53	2,096,877.03	(48.53)	2,096,828.50	2,245,646.00	(148,817.50)
Excess of Revenues Over (Under) Expenditures	-	849.15	48.53	897.68	-	897.68
Unencumbered Cash Beginning of Year	-	(8,819.46)	8,819.46	-	-	-
End of Year	\$ -	\$ (7,970.31)	\$ 8,867.99	\$ 897.68	\$ -	\$ 897.68

CLOUD COUNTY COMMUNITY COLLEGE
 Concordia, Kansas
 Schedule of Revenues, Expenditures, and Changes
 in Unencumbered Cash - Budget and Actual
 Current Funds - Unrestricted
 Adult Education Fund (Regulatory Basis)
 For the Year Ended June 30, 2020

With Comparative Actual Amounts for the Year Ended June 30, 2019

	Prior Year Budget Basis	Current Year				Variance Over (Under)
		Actual GAAP Basis	Adjustments Budget Basis	Actual Budget Basis	Budget	
REVENUES						
Federal Sources						
Federal Grants	\$ 68,075.00	\$ 68,982.20	\$ -	\$ 68,982.20	\$ 100,000.00	\$ (31,017.80)
State Sources						
State Grants	48,179.00	50,279.55	-	50,279.55	60,000.00	(9,720.45)
Local Sources						
Miscellaneous Income	31,590.00	34,271.00	-	34,271.00	60,000.00	(25,729.00)
TOTAL REVENUES	147,844.00	153,532.75	-	153,532.75	220,000.00	(66,467.25)
EXPENDITURES						
Education and General Instruction	147,844.00	152,231.20	-	152,231.20	220,000.00	(67,768.80)
TOTAL EXPENDITURES	147,844.00	152,231.20	-	152,231.20	220,000.00	(67,768.80)
Excess of Revenues Over (Under) Expenditures	-	1,301.55	-	1,301.55	-	1,301.55
Unencumbered Cash Beginning of Year	-	-	-	-	-	-
End of Year	\$ -	\$ 1,301.55	\$ -	\$ 1,301.55	\$ -	\$ 1,301.55

CLOUD COUNTY COMMUNITY COLLEGE
 Concordia, Kansas
 Schedule of Revenues, Expenditures, and Changes
 in Unencumbered Cash - Budget and Actual
 Current Funds - Unrestricted
 Adult Supplemental Education Fund (Regulatory Basis)
 For the Year Ended June 30, 2020
 With Comparative Actual Amounts for the Year Ended June 30, 2019

	Prior Year Budget Basis	Current Year				Variance Over (Under)
		Actual GAAP Basis	Adjustments Budget Basis	Actual Budget Basis	Budget	
REVENUES						
Student Tuition and Fees In State	\$ 40,821.79	\$ 31,644.47	\$ -	\$ 31,644.47	\$ 200,000.00	\$ (168,355.53)
TOTAL REVENUES	40,821.79	31,644.47	-	31,644.47	200,000.00	(168,355.53)
EXPENDITURES						
Education and General Instruction	71,428.76	53,593.14	(1,133.11)	52,460.03	200,000.00	(147,539.97)
TOTAL EXPENDITURES	71,428.76	53,593.14	(1,133.11)	52,460.03	200,000.00	(147,539.97)
Excess of Revenues Over (Under) Expenditures	(30,606.97)	(21,948.67)	1,133.11	(20,815.56)	-	(20,815.56)
Unencumbered Cash Beginning of Year	208,032.32	176,292.24	1,133.11	177,425.35	177,425.00	0.35
End of Year	<u>\$ 177,425.35</u>	<u>\$ 154,343.57</u>	<u>\$ 2,266.22</u>	<u>\$ 156,609.79</u>	<u>\$ 177,425.00</u>	<u>\$ (20,815.21)</u>

CLOUD COUNTY COMMUNITY COLLEGE
 Concordia, Kansas
 Schedule of Revenues, Expenditures, and Changes
 in Unencumbered Cash - Budget and Actual
 Current Funds - Unrestricted
 Auxiliary Enterprise Funds (Regulatory Basis)
 For the Year Ended June 30, 2020
 With Comparative Actual Amounts for the Year Ended June 30, 2019

	PRIOR YEAR	CURRENT YEAR							
	Total Auxiliary Enterprise Funds Budget Basis	Bookstore GAAP	Campus Housing GAAP	Food Service GAAP	Facility Fee GAAP	Activity Fee Scholarship GAAP	Children's Center GAAP	Building Development GAAP	Campus Patrol GAAP
REVENUES									
Sales and Services of Auxiliary Enterprises	\$ 2,433,095.64	\$ 621,972.77	\$ 1,751,153.92	\$ -	\$ -	\$ -	\$ -	\$ -	\$ -
Student Sources									
Other Student Fees	1,200,758.72	-	-	56,345.42	42,420.00	883,322.32	94,282.31	72,708.00	99,180.00
Federal Sources									
Federal Grants	7,639.10	-	-	-	-	-	5,888.56	-	-
State Sources									
State Grants	1,072.95	-	-	-	-	-	2,853.00	-	-
Other Revenues									
Miscellaneous	-	-	-	-	-	-	-	-	-
Insurance Proceeds	-	-	-	-	-	-	-	-	-
TOTAL REVENUES	3,642,566.41	621,972.77	1,751,153.92	56,345.42	42,420.00	883,322.32	103,023.87	72,708.00	99,180.00
EXPENDITURES									
Auxiliary Enterprise									
Salaries and Benefits	563,502.43	78,040.21	207,339.24	-	-	-	110,091.01	-	86,140.80
General Operating Expense	702,196.73	29,452.97	273,134.84	-	84,715.00	-	3,870.60	78,202.50	7,363.67
Supplies	535,282.62	-	513,658.51	-	-	-	8,753.64	-	86.27
Capital Outlay	40,285.81	2,922.93	18,990.58	-	-	-	(1,433.01)	-	412.87
Scholarships	786,803.57	-	-	-	-	840,897.90	-	-	-
Food Service	107,153.90	-	-	95,475.91	-	-	-	-	-
Books and Merchandise	519,791.00	525,059.04	-	-	-	-	-	-	-
Debt Service	-	-	-	-	-	-	-	-	-
Operating Transfer to (from):									
General Fund	(100,000.00)	-	-	-	-	-	-	-	-
Revenue Bonds Fund	140,192.50	104,369.92	211,902.58	-	-	-	-	-	-
TOTAL EXPENDITURES	3,295,208.56	739,845.07	1,225,025.75	95,475.91	84,715.00	840,897.90	121,282.24	78,202.50	94,003.61
Excess of Revenues Over (Under) Expenditures	347,357.85	(117,872.30)	526,128.17	(39,130.49)	(42,295.00)	42,424.42	(18,258.37)	(5,494.50)	5,176.39
Unencumbered Cash									
Beginning of Year	4,408,691.23	1,527,957.79	1,688,027.61	215,967.78	100,892.30	1,248,487.62	52,898.82	133,633.82	83.79
End of Year	\$ 4,756,049.08	\$ 1,410,085.49	\$ 2,214,155.78	\$ 176,837.29	\$ 58,597.30	\$ 1,290,912.04	\$ 34,640.45	\$ 128,139.32	\$ 5,260.18

CLOUD COUNTY COMMUNITY COLLEGE
 Concordia, Kansas
 Schedule of Revenues, Expenditures, and Changes
 in Unencumbered Cash - Budget and Actual
 Current Funds - Unrestricted
 Auxiliary Enterprise Funds (Regulatory Basis)
 For the Year Ended June 30, 2020
 With Comparative Actual Amounts for the Year Ended June 30, 2019

	CURRENT YEAR							
	Laundry Service GAAP	Contingency GAAP	Trustee Discretionary GAAP	Total Auxiliary Enterprise Funds GAAP	Adjustments to Budget Basis	Total Auxiliary Enterprise Funds Budget Basis	Final Budget	Variance Over (Under)
REVENUES								
Sales and Services of Auxiliary Enterprises	\$ 3,548.84	\$ -	\$ -	\$ 2,376,675.53	\$ 20,680.54	\$ 2,397,356.07	\$ 1,300,000.00	\$ 1,097,356.07
Student Sources								
Other Student Fees	-	-	-	1,248,258.05	-	1,248,258.05	4,820,000.00	(3,571,741.95)
Federal Sources								
Federal Grants	-	-	-	5,888.56	(61.88)	5,826.68	-	5,826.68
State Sources								
State Grants	-	-	-	2,853.00	-	2,853.00	-	2,853.00
Other Revenues								
Miscellaneous	-	-	-	-	-	-	-	-
Insurance Proceeds	-	-	-	-	-	-	-	-
TOTAL REVENUES	3,548.84	-	-	3,633,675.14	20,618.66	3,654,293.80	6,120,000.00	(2,465,706.20)
EXPENDITURES								
Auxiliary Enterprise								
Salaries and Benefits	-	-	-	481,611.26	(2,325.01)	479,286.25	730,000.00	(250,713.75)
General Operating Expense	-	-	-	476,739.58	-	476,739.58	2,670,000.00	(2,193,260.42)
Supplies	-	-	-	522,498.42	-	522,498.42	100,000.00	422,498.42
Capital Outlay	-	-	64,373.02	85,266.39	-	85,266.39	200,000.00	(114,733.61)
Scholarships	-	-	-	840,897.90	-	840,897.90	800,000.00	40,897.90
Food Service	-	-	-	95,475.91	(53,555.00)	41,920.91	700,000.00	(658,079.09)
Books and Merchandise	-	-	-	525,059.04	(103,305.18)	421,753.86	800,000.00	(378,246.14)
Debt Service	-	-	-	-	-	-	100,000.00	(100,000.00)
Operating Transfer to:								
General Fund	-	-	-	-	-	-	-	-
Revenue Bonds Fund	-	-	-	316,272.50	-	316,272.50	316,273.00	(0.50)
TOTAL EXPENDITURES	-	-	64,373.02	3,343,821.00	(159,185.19)	3,184,635.81	6,416,273.00	(3,231,637.19)
Excess of Revenues Over (Under) Expenditures	3,548.84	-	(64,373.02)	289,854.14	179,803.85	469,657.99	(296,273.00)	765,930.99
Unencumbered Cash								
Beginning of Year	64,760.05	50,000.00	100,000.00	5,182,709.58	(426,660.50)	4,756,049.08	5,168,014.00	(411,964.92)
End of Year	\$ 68,308.89	\$ 50,000.00	\$ 35,626.98	\$ 5,472,563.72	\$ (246,856.65)	\$ 5,225,707.07	\$ 4,871,741.00	\$ 353,966.07

CLOUD COUNTY COMMUNITY COLLEGE
 Concordia, Kansas
 Schedule of Revenues, Expenditures, and Changes
 in Unencumbered Cash - Budget and Actual
 Plant Funds
 Revenue Bonds Fund (Regulatory Basis)
 For the Year Ended June 30, 2020
 With Comparative Actual Amounts for the Year Ended June 30, 2019

	Prior Year Budget Basis	Current Year				Variance Over (Under)
		Actual GAAP Basis	Adjustments Budget Basis	Actual Budget Basis	Budget	
REVENUES						
Use of Money and Property						
Bond Proceeds	\$ -	\$ -	\$ -	\$ -	\$ -	\$ -
Operating Transfers from						
Housing Fund	93,928.98	211,902.58	-	211,902.58	-	211,902.58
Bookstore Fund	46,263.52	104,369.92	-	104,369.92	-	104,369.92
TOTAL REVENUES	140,192.50	316,272.50	-	316,272.50	-	316,272.50
EXPENDITURES						
Debt Service						
Bond Principal	-	70,000.00	-	70,000.00	70,000.00	-
Bond Interest	71,050.00	68,818.08	1,374.42	70,192.50	70,193.00	(0.50)
Debt Service Expense	-	-	-	-	-	-
TOTAL EXPENDITURES	71,050.00	138,818.08	1,374.42	140,192.50	140,193.00	(0.50)
Excess of Revenues and Transfers Over (Under) Expenditures	69,142.50	177,454.42	(1,374.42)	176,080.00	(140,193.00)	316,273.00
Unencumbered Cash						
Beginning of Year	141,088.16	188,166.58	22,064.08	210,230.66	281,281.00	(71,050.34)
End of Year	<u>\$ 210,230.66</u>	<u>\$ 365,621.00</u>	<u>\$ 20,689.66</u>	<u>\$ 386,310.66</u>	<u>\$ 141,088.00</u>	<u>\$ 245,222.66</u>

CLOUD COUNTY COMMUNITY COLLEGE

Concordia, Kansas

Schedule of Revenues, Expenditures, and Changes
in Unencumbered Cash - Budget and Actual

Plant Funds

Unexpended (Capital Outlay) Fund (Regulatory Basis)

For the Year Ended June 30, 2020

With Comparative Actual Amounts for the Year Ended June 30, 2019

	Prior Year Budget Basis	Current Year				Variance Over (Under)
		Actual GAAP Basis	Adjustments Budget Basis	Actual Budget Basis	Budget	
REVENUES						
Local Sources						
Ad Valorem Tax	\$ 411,753.82	\$ 424,191.74	\$ -	\$ 424,191.74	\$ 476,613.00	\$ (52,421.26)
Motor Vehicle Tax	36,292.23	36,118.46	-	36,118.46	36,565.00	(446.54)
Recreational Vehicle Tax	568.99	558.72	-	558.72	536.00	22.72
16/20 M Vehicle Tax	2,157.26	2,113.24	-	2,113.24	-	2,113.24
Vehicle Rental Excise Tax	7.40	11.58	-	11.58	-	11.58
Delinquent Tax	4,470.29	6,171.59	-	6,171.59	3,394.00	2,777.59
Use of Money and Property						
Capital Lease Proceeds	-	-	-	-	-	-
Insurance Proceeds	-	-	-	-	-	-
Other Sources						
Miscellaneous	-	-	-	-	-	-
Operating Transfers from						
Revenue Bonds Fund	-	-	-	-	-	-
TOTAL REVENUES	455,249.99	469,165.33	-	469,165.33	517,108.00	(47,942.67)
EXPENDITURES						
Plant, Equipment and Facility						
Capital Outlay	217,841.28	212,105.27	(207,000.00)	5,105.27	416,500.00	(411,394.73)
Debt Service						
Bond Principal	220,000.00	225,000.00	-	225,000.00	225,000.00	-
Bond Interest	41,314.30	34,101.10	-	34,101.10	34,600.00	(498.90)
Operating Transfers to						
Turbine Refurbishment Fund	-	10,000.00	-	10,000.00	-	10,000.00
TOTAL EXPENDITURES	479,155.58	481,206.37	(207,000.00)	274,206.37	676,100.00	(401,893.63)
Excess of Revenues and Transfers Over (Under) Expenditures	(23,905.59)	(12,041.04)	207,000.00	194,958.96	(158,992.00)	353,950.96
Unencumbered Cash						
Beginning of Year	504,489.40	687,583.81	(207,000.00)	480,583.81	483,925.00	(3,341.19)
End of Year	\$ 480,583.81	\$ 675,542.77	\$ -	\$ 675,542.77	\$ 324,933.00	\$ 350,609.77

CLOUD COUNTY COMMUNITY COLLEGE
 Concordia, Kansas
 Schedule of Changes in Assets and Liabilities
 All Agency Funds - Primary Institution
 For the Year Ended June 30, 2020

ACCOUNT NAME	Primary Institution			BALANCE JUNE 30, 2020
	BALANCE JUNE 30, 2019	ADDITIONS	DEDUCTIONS	
AGENCY FUND				
School Projects Accounts				
Sales Tax	\$ 6,705.41	\$ 38,623.95	\$ 33,371.12	\$ 11,958.24
Scholarships	3,185.78	322,064.22	325,250.00	-
Total School Projects	9,891.19	360,688.17	358,621.12	11,958.24
Student Organization Accounts				
SIFE	403.05	-	-	403.05
Block & Bridle	705.38	-	-	705.38
Child Care Club	3,053.55	850.00	270.41	3,633.14
J.C. PHI THETA KAPPA	1,909.18	1,207.75	2,544.44	572.49
J.C. Student Senate	123.39	220.00	-	343.39
PHI THETA KAPPA	715.74	645.00	-	1,360.74
VICA	89.40	100,000.00	87,500.00	12,589.40
Geary Co. SIFE	1,686.04	-	-	1,686.04
Radio Club	829.34	-	12.00	817.34
Total Student Organizations	9,515.07	102,922.75	90,326.85	22,110.97
TOTAL AGENCY FUNDS	\$ 19,406.26	\$ 463,610.92	\$ 448,947.97	\$ 34,069.21
Assets				
Cash and Investments	\$ 19,406.26	\$ 463,610.92	\$ 448,947.97	\$ 34,069.21
TOTAL ASSETS	\$ 19,406.26	\$ 463,610.92	\$ 448,947.97	\$ 34,069.21
Liabilities				
Deposits Held For Others	\$ 19,406.26	\$ 463,610.92	\$ 448,947.97	\$ 34,069.21
TOTAL LIABILITIES	\$ 19,406.26	\$ 463,610.92	\$ 448,947.97	\$ 34,069.21

CLOUD COUNTY COMMUNITY COLLEGE
CONCORDIA, KANSAS

FEDERAL COMPLIANCE SECTION

For the Year Ended June 30, 2020

EIN NUMBER: 48-0732624
OPE ID NUMBER: 00190900
DUNS NUMBER: 21365291

COMPLIANCE ATTESTATION EXAMINATION
INCLUDING TITLE IV STUDENT FINANCIAL ASSISTANCE PROGRAMS

CONCORDIA, KANSAS
JUNCTION CITY, KANSAS

FEDERAL PELL GRANT PROGRAM (PELL) (84.063)
FEDERAL SUPPLEMENTAL EDUCATIONAL OPPORTUNITY GRANT (FSEOG) (84.007)
FEDERAL DIRECT STUDENT LOAN PROGRAM (DIRECT LOAN) (84.268)
FEDERAL WORK-STUDY PROGRAM (FWS) (84.033)

AUDITOR INFORMATION SHEET

CLOUD COUNTY COMMUNITY COLLEGE

2221 CAMPUS DRIVE
CONCORDIA, KANSAS 66701

EIN NUMBER: 48-0732624
OPE ID NUMBER: 00190900
DUNS NUMBER: 21365291

TELEPHONE: (785) 243-1435
FAX: (785) 243-1043

PRESIDENT: Amber Knoettgen
CONTACT PERSON & TITLE: Mary LaBarge, Director of Accounting Services
LEAD AUDITOR: Neil L. Phillips, CPA
EMAIL ADDRESS: nphillips@jgppa.com
LICENSE NUMBER & HOME STATE: 3689 KS
FIRM'S NAME & ADDRESS: JARRED, GILMORE & PHILLIPS, PA
Certified Public Accountants
1815 S. Santa Fe
PO Box 779
Chanute, Kansas 66720
FIRM'S FEDERAL ID NUMBER : 20-3906022
TELEPHONE: (620) 431-6342
FAX: (620) 431-0724

PROGRAMS EXAMINED:	PELL	84.063
	FSEOG	84.007
	DIRECT LOAN	84.268
	FWS	84.033

For the Award Year that ended during the institution's fiscal year, the percentage of:

Correspondence courses to total courses	NONE
Regular students enrolled in correspondence courses	NONE
Regular students that are incarcerated	NONE
Regular students enrolled based on ability to benefit	<.001%
For short term programs—	
Completion	N/A
Placement	N/A

The campuses/locations considered as part of this entity and covered or excluded by this examination are:

ALL LOCATIONS	> 50% OF PROGRAM OFFERED @ SITE	LOCATION ON ELIGIBILITY LETTER	NOTICE TO ED PRIOR TO OFFERING INSTRUCTION	DATE OPENED	DATE CLOSED	DATE OF CPA'S LAST VISIT	EXCLUSION REASON
Concordia, KS	Yes	Yes	Yes	1965	N/A	2020	N/A
Junction City, KS	Yes	Yes	Yes	1991	N/A	2020	N/A

Institution's Primary Accrediting Organization: North Central Association of Colleges and Schools

The College does not use a servicer.

Records for the accounting and administration of the SFA Programs are located at:

CLOUD COUNTY COMMUNITY COLLEGE
 2221 CAMPUS DRAIVE
 CONCORDIA, KANSAS 66901

For Close-Out Examination only:
 None

CLOUD COUNTY COMMUNITY COLLEGE
 Concordia, Kansas
 Schedule of Expenditures of Federal Awards
 For the Year Ended June 30, 2020

FEDERAL GRANTOR/ PASS THROUGH GRANTOR/ PROGRAM TITLE	Pass-Through Entity Identifying Number	Federal CFDA Number	Provided to Subrecipients	Disbursements/ Expenditures
<u>U.S. DEPARTMENT OF EDUCATION</u>				
Direct Programs:				
Student Financial Assistance Programs Cluster				
Federal Supplemental Education Opportunity	N/A	84.007	\$ -	\$ 48,633.00
Federal Supplemental Education Opportunity - Administration	N/A	84.007	-	3,172.20
		Total 84.007	-	51,805.20
Federal College Work-study	N/A	84.033	-	76,599.72
Federal College Work-study - Administration	N/A	84.033	-	3,883.66
		Total 84.033	-	80,483.38
Federal Pell Grant	N/A	84.063	-	2,099,728.00
Federal Pell Grant Administration	N/A	84.063	-	2,735.00
		Total 84.063	-	2,102,463.00
Federal Direct Loan	N/A	84.268	(1) -	1,499,063.00
			-	3,733,814.58
TRIO - Student Support Services				
	N/A	84.042	-	254,213.05
Education Stabilization Fund - Institutional				
	N/A	84.425F	-	373,017.18
Education Stabilization Fund - Student				
	N/A	84.425E	-	381,648.00
Education Stabilization Fund - Strengthening Institutions				
	N/A	84.425M	-	37,803.00
		Total 84.425	-	792,468.18
Passed through the State of Kansas Department of Education:				
Adult Basic Education Program	FY19- ABE	84.002	-	68,983.20
Passed through the North Central Kansas CTE Consortium				
Carl Perkins Vocational Education Grants:				
Career and Technical Education	LEA#JO803	84.048	-	68,755.70
Total U.S. Department of Education				
			-	4,918,234.71

CLOUD COUNTY COMMUNITY COLLEGE
 Concordia, Kansas
 Schedule of Expenditures of Federal Awards
 For the Year Ended June 30, 2020

FEDERAL GRANTOR/ PASS THROUGH GRANTOR/ PROGRAM TITLE	Pass-Through Entity Identifying Number	Federal CFDA Number	Provided to Subrecipients	Disbursements/ Expenditures
<u>U.S. DEPARTMENT OF AGRICULTURE</u>				
Passed through the State Department of Education				
Federal Food Service	LEA#JO803	10.560	\$ -	\$ -
CACFP Meal Training	LEA#JO803	10.534	-	-
Team Nutrition Grants	LEA#JO803	10.574	-	-
Child and Adult Care Food Program	LEA#JO803	10.558	-	5,888.56
Direct Program				
Rural Business Development Grant	N/A	10.351	-	-
Total U.S. Department of Agriculture			-	5,888.56
<u>U.S. DEPARTMENT OF THE LABOR</u>				
Passed through Heartland Works, Inc.				
WIOA - Youth Activities	WIOAY-19-03	17.259	-	33,166.38
Total U.S. Department of Labor			-	33,166.38
<u>U.S. DEPARTMENT OF THE TREASURY</u>				
Passed through Cloud County, Kansas:				
Coronavirus Relief Fund	CCCC	21.019	-	45,374.62
Total U.S. Department of Treasury			-	45,374.62
FEDERAL ASSISTANCE TOTALS			\$ -	\$ 5,002,664.27

NOTE A:

This schedule has been prepared in accordance with accounting principles generally accepted in the United States of America. Revenues are recorded when earned. Expenditures are recorded when goods or services are received.

NOTE B:

Cloud County Community College has not elected to use the 10% de minimis cost rate, as it does not qualify.

(1) These are subsidized and unsubsidized loans to students and parents at the College and are not included in the College's revenues and expenditures.

JARRED, GILMORE & PHILLIPS, PA
CERTIFIED PUBLIC ACCOUNTANTS

**INDEPENDENT AUDITORS' REPORT ON INTERNAL CONTROL OVER FINANCIAL
REPORTING AND ON COMPLIANCE AND OTHER MATTERS BASED ON AN AUDIT OF
FINANCIAL STATEMENTS PERFORMED IN ACCORDANCE WITH GOVERNMENT
AUDITING STANDARDS**

Board of Trustees
Cloud County Community College
Concordia, Kansas

We have audited, in accordance with the auditing standards generally accepted in the United States of America and the standards applicable to financial audits contained in *Government Auditing Standards* issued by the Comptroller General of the United States, the financial statements of the Cloud County Community College, as of and for the year ended June 30, 2020, and the related notes to the financial statements, which collectively comprise the Cloud County Community College's basic financial statements and have issued our report thereon dated December 1, 2020.

Internal Control over Financial Reporting

In planning and performing our audit of the financial statements, we considered the Cloud County Community College's internal control over financial reporting (internal control) to determine the audit procedures that are appropriate in the circumstances for the purpose of expressing our opinions on the financial statements, but not for the purpose of expressing an opinion on the effectiveness of the Cloud County Community College's internal control. Accordingly, we do not express an opinion on the effectiveness of the Cloud County Community College's internal control.

A *deficiency in internal control* exists when the design or operation of a control does not allow management or employees, in the normal course of performing their assigned functions, to prevent, or detect and correct, misstatements on a timely basis. A *material weakness* is a deficiency, or a combination of deficiencies, in internal control, such that there is a reasonable possibility that a material misstatement of the College's financial statements will not be prevented, or detected and corrected, on a timely basis. A *significant deficiency* is a deficiency, or a combination of deficiencies, in internal control that is less severe than a material weakness, yet important enough to merit attention by those charged with governance.

Our consideration of internal control was for the limited purpose described in the first paragraph of this section and was not designed to identify all deficiencies in internal control that might be material weaknesses or significant deficiencies. Given these limitations, during our audit we did not identify any deficiencies in internal control that we consider to be material weaknesses. However, material weaknesses may exist that have not been identified.

Compliance and Other Matters

As part of obtaining reasonable assurance about whether the Cloud County Community College's financial statements are free from material misstatement, we performed tests of its compliance with certain provisions of laws, regulations, contracts, and grant agreements, noncompliance with which could have a direct and material effect on the determination of financial statement amounts. However, providing an opinion on compliance with those provisions was not an objective of our audit, and accordingly, we do not express such an opinion. The results of our tests disclosed no instances of noncompliance or other matters that are required to be reported under *Government Auditing Standards*.

Purpose of this Report

The purpose of this report is solely to describe the scope of our testing of internal control and compliance and the results of that testing, and not to provide an opinion on the effectiveness of the College's internal control or on compliance. This report is an integral part of an audit performed in accordance with *Government Auditing Standards* in considering the College's internal control and compliance. Accordingly, this communication is not suitable for any other purpose.



JARRED, GILMORE & PHILLIPS, PA
Certified Public Accountants

Chanute, Kansas
December 1, 2020

JARRED, GILMORE & PHILLIPS, PA
CERTIFIED PUBLIC ACCOUNTANTS

**INDEPENDENT AUDITORS' REPORT ON COMPLIANCE FOR EACH
MAJOR PROGRAM AND ON INTERNAL CONTROL OVER COMPLIANCE
REQUIRED BY THE UNIFORM GUIDANCE**

Board of Trustees
Cloud County Community College
Concordia, Kansas

Report on Compliance for Each Major Federal Program

We have audited the Cloud County Community College's compliance with the types of compliance requirements described in the OMB Compliance Supplement that could have a direct and material effect on each of the Cloud County Community College's major federal programs for the year ended June 30, 2020. Cloud County Community College's major federal programs are identified in the summary of auditor's results section of the accompanying schedule of findings and questioned costs.

Management's Responsibility

Management is responsible for compliance with federal statutes, regulations, and the terms and conditions of its federal awards applicable to its federal programs.

Auditors' Responsibility

Our responsibility is to express an opinion on compliance for each of the Cloud County Community College's major federal programs based on our audit of the types of compliance requirements referred to above. We conducted our audit of compliance in accordance with auditing standards generally accepted in the United States of America; the standards applicable to financial audits contained in *Government Auditing Standards*, issued by the Comptroller General of the United States; and the audit requirements of Title 2 U.S. *Code of Federal Regulations Part 200, Uniform Administrative Requirements, Cost Principles, and Audit Requirements for Federal Awards* (Uniform Guidance). Those standards and the Uniform Guidance require that we plan and perform the audit to obtain reasonable assurance about whether noncompliance with the types of compliance requirements referred to above that could have a direct and material effect on a major federal program occurred. An audit includes examining, on a test basis, evidence about the Cloud County Community College's compliance with those requirements and performing such other procedures as we considered necessary in the circumstances.

We believe that our audit provides a reasonable basis for our opinion on compliance for each major federal program. However, our audit does not provide a legal determination of the Cloud County Community College's compliance.

Opinion on Each Major Federal Program

In our opinion, the Cloud County Community College, complied, in all material respects, with the types of compliance requirements referred to above that could have a direct and material effect on each of its major federal programs for the year ended June 30, 2020.

Report on Internal Control over Compliance

Management of the Cloud County Community College, is responsible for establishing and maintaining effective internal control over compliance with the types of compliance requirements referred to above. In planning and performing our audit of compliance, we considered the Cloud County Community College's internal control over compliance with the types of requirements that could have a direct and material effect on each major federal program to determine the auditing procedures that are appropriate in the circumstances for the purpose of expressing an opinion on compliance for each major federal program and to test and report on internal control over compliance in accordance with the Uniform Guidance, but not for the purpose of expressing an opinion on the effectiveness of internal control over

compliance. Accordingly, we do not express an opinion on the effectiveness of the Cloud County Community College's internal control over compliance.

A deficiency in internal control over compliance exists when the design or operation of a control over compliance does not allow management or employees, in the normal course of performing their assigned functions, to prevent, or detect and correct, noncompliance with a type of compliance requirement of a federal program on a timely basis. *A material weakness in internal control over compliance* is a deficiency, or a combination of deficiencies, in internal control over compliance, such that there is a reasonable possibility that material noncompliance with a type of compliance requirement of a federal program will not be prevented, or detected and corrected, on a timely basis. *A significant deficiency in internal control over compliance* is a deficiency, or a combination of deficiencies, in internal control over compliance with a type of compliance requirement of a federal program that is less severe than a material weakness in internal control over compliance, yet important enough to merit attention by those charged with governance.

Our consideration of internal control over compliance was for the limited purpose described in the first paragraph of this section and was not designed to identify all deficiencies in internal control over compliance that might be material weaknesses or significant deficiencies. We did not identify any deficiencies in internal control over compliance that we consider to be material weaknesses. However, material weaknesses may exist that have not been identified.

The purpose of this report on internal control over compliance is solely to describe the scope of our testing of internal control over compliance and the results of that testing based on the requirements of the Uniform Guidance. Accordingly, this report is not suitable for any other purpose.



JARRED, GILMORE & PHILLIPS, PA
Certified Public Accountants

Chanute, Kansas
December 1, 2020

CLOUD COUNTY COMMUNITY COLLEGE
Concordia, Kansas

Schedule of Findings and Questioned Costs
For the Year Ended June 30, 2020

I. SUMMARY OF AUDITORS' RESULTS

Financial Statements:

The auditors' report expresses an unmodified opinion on the basic financial statements of Cloud County Community College.

Internal Control over Financial Reporting:

Material weakness(es) identified?	_____	Yes	_____ <u>X</u> _____	No
Significant deficiency(ies) identified?	_____	Yes	_____ <u>X</u> _____	None Reported
Noncompliance or other matters required to be reported under <i>Government Auditing Standards</i>	_____	Yes	_____ <u>X</u> _____	No

Federal Awards:

Internal control over major programs:				
Material weakness(es) identified?	_____	Yes	_____ <u>X</u> _____	No
Significant deficiency(ies) identified?	_____	Yes	_____ <u>X</u> _____	None Reported

The auditors' report on compliance for the major federal award programs for Cloud County Community College expresses an unmodified opinion.

Any audit findings disclosed that are required to be reported in accordance with 2 CFR 200.516(a)?	_____	Yes	_____ <u>X</u> _____	No
--	-------	-----	----------------------	----

Identification of major programs:

U.S. DEPARTMENT OF EDUCATION

- Student Financial Aid Cluster
 - Federal Pell Grant Program – CFDA No. 84.063
 - Federal Supplemental Educational Opportunity Grant – CFDA No. 84.007
 - Federal Work-Study Program – CFDA No. 84.033
 - Federal Direct Student Loan Program – CFDA No. 84.268
 - Education Stabilization Funding – CFDA No. 84.425

The threshold for distinguishing Types A and B programs was \$750,000.00.

Auditee qualified as a low risk auditee?	_____	Yes	_____ <u>X</u> _____	No
--	-------	-----	----------------------	----

II. FINANCIAL STATEMENT FINDINGS

NONE

III. FEDERAL AWARD FINDINGS AND QUESTIONED COSTS

NONE

CLOUD COUNTY COMMUNITY COLLEGE

Concordia, Kansas

Schedule of Resolution of Prior Year's Findings and Questioned Costs
For the Year Ended June 30, 2020

Finding: 2019-001 – Special Tests and Provisions - Verification

Recommendation:

Policies and procedures should be written to provide additional training and oversight of new staff hired. We recommend the College establish an oversight process for new employees that includes additional controls necessary until staff are fully trained in the area of verification.

Status:

CCCC Financial Aid Staff reviewed and updated the 19-20 Financial Aid Policy and Procedure manual to clarify the verification processes and what is needed for documentation for the student's file. CCCC established policies and new procedures regarding the verification process.

The Verification Checklist was developed to verify the FAFSA data elements and to review any changes made by the original verification reviewer and to ensure changes are made appropriately in the PF's System.

New forms were developed to verify and validate the correct # in household and # in college. If on the verification worksheet(s) the # in household or # in college is different than what was reported, if there is reason to doubt the information or if conflicting information exists the student/parent will be sent these new forms to verify and validate the correct information.

Professional Development Plan developed for employees who are verifying files will include review of AVG guide and FSA Volume 1 for each new award year. FSA e-Training webinars will also be utilized for all new and existing employees.